

# Monoblock estándar Bomba centrífuga



## DESCRIPCIONES

- Motor redondo y cuadrado disponible
- Motor de eficiencia YE3, con protección IP55 clase F
- Cuerpo de bomba con tratamiento anti-corrosión
- Rodamiento y cierre mecánico personalizado
- Contrabridas galvanizadas con pernos, tuercas y empaques

## APLICACIONES

Son recomendadas para bombear agua limpia, sin partículas abrasivas y líquidos químicamente no agresivos con los materiales que constituyen la bomba.

Las Bombas centrífugas diseñadas para abastecimiento hídrico, instalaciones de lavado, presurización, contraincendio, irrigación industria, circulación del agua, agricultura.

## LÍMITES UTILIZACIÓN

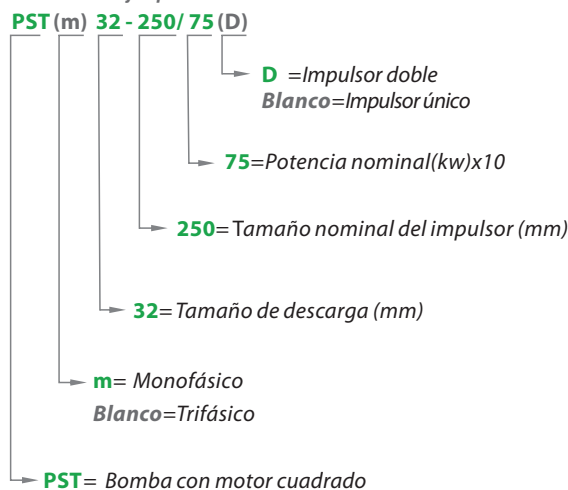
- Temperatura del líquido de -10 °C hasta +120 °C
- Temperatura ambiente de -10 °C hasta +50 °C
- Presión máxima en el cuerpo de la bomba 16 bar
- Funcionamiento continuo S1



■ Caja de bomba	Hierro fundido con revestimiento anticorrosivo
■ Eje	Acero cromado
■ Sello	Sello mecánico, carbono-SIC-NBR
■ Rodamiento	NSK
■ Brida	Contrabrida galvanizada con tornillos y juntas
■ Motor	Clase de aislamiento F, protección IP 55

## CÓDIGO MODELO

Por ejemplo



## HOJA TÉCNICA

<b>Modelo</b>	PST	
<b>Caudal</b>	0-400	m <sup>3</sup> /h
<b>Altura</b>	0-151	m
<b>DN</b>	32-125	mm
<b>Velocidad</b>	3500	rpm
<b>T max</b>	120	°C
<b>Potencia</b>	0.75-160	kW
<b>Voltaje</b>	220/380/400/440	V
<b>HZ</b>	60	

<b>Clase</b>	Class F
<b>IP</b>	IP 55
<b>Servicio</b>	S 1 continuos
<b>Cuerpo</b>	Hierro fundido gris
<b>Impulsor</b>	Hierro fundido /Inox304/Bronce
<b>Eje</b>	45 # acero/Inox304
<b>Sello</b>	Sello mecánico
<b>Rodamiento</b>	Rodamiento lubricación con grasa

60 Hz n=3500 1/min

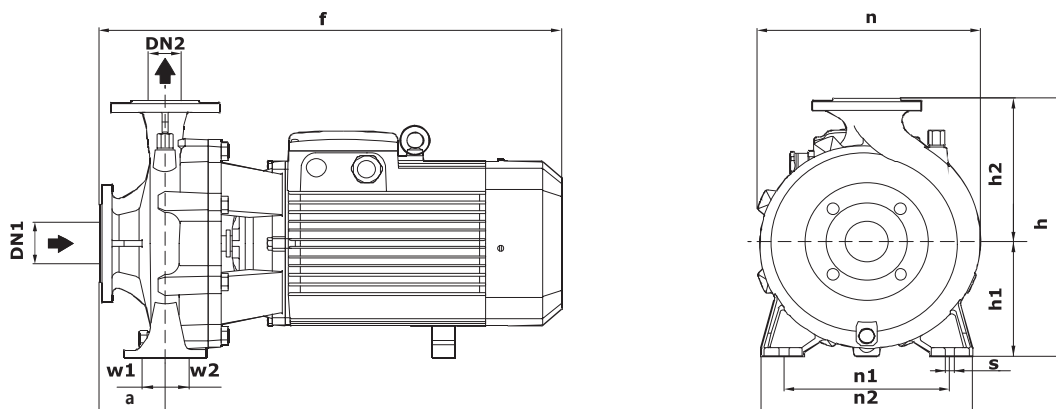
MODELO	DN mm	Potencia kw hp		Q= CAUDAL																	
				us	26	40	66	79	106	119	159	185	211	238	317	370	396	476	529	608	
				gpm	100	150	250	300	400	450	600	700	800	900	1200	1400	1500	1800	2000	2300	
				l/min	0	6	9	15	18	24	27	36	42	48	54	72	84	90	108	120	138
				H= Altura (m)																	
PST 32-125/07	50x32	0.75	1	17.5	16.7	15	12	9	-	-	-	-	-	-	-	-	-	-			
PST 32-125/11	50x32	1.1	1.5	22	21	19.7	16.5	14.5	9	-	-	-	-	-	-	-	-	-			
PST 32-160/15	50x32	1.5	2	25.4	23.7	22.5	18.5	15.8	-	-	-	-	-	-	-	-	-	-			
* PST 32-160/22	50x32	2.2	3	31	29.6	28.5	24.5	22	15	-	-	-	-	-	-	-	-	-			
* PST 32-160/30	50x32	3	4	35	34.3	32.5	28	25.5	19	15	-	-	-	-	-	-	-	-			
PST 32-200/30	50x32	3	4	44.2	42	39.8	35.2	32.2	24.6	19.8	-	-	-	-	-	-	-	-			
PST 32-200/40	50x32	4	5.5	54.5	52	50	45.5	42.3	35	30.3	-	-	-	-	-	-	-	-			
PST 32-250/55	50x32	5.5	7.5	60	59.5	59	55	53	49	46	-	-	-	-	-	-	-	-			
PST 32-250/75	50x32	7.5	10	75	74.5	74.3	73.5	72.5	68.5	67.3	60	-	-	-	-	-	-	-			
PST 32-250/92	50x32	9.2	12.5	79	78.5	78.3	77.5	76.5	72.5	71.3	63	-	-	-	-	-	-	-			
PST 32-250/110	50x32	11	15	90	88	86	82	79	75	72	65	-	-	-	-	-	-	-			
PST 32-250/150	50x32	15	20	97	95	93	89	86	82	79	72	-	-	-	-	-	-	-			
PST 32-250/55D	50x32	5.5	7.5	79.5	77	74	70	66	54	42	-	-	-	-	-	-	-	-			
PST 32-250/75D	50x32	7.5	10	95	93	91	87	83	75	70	32	-	-	-	-	-	-	-			
PST 40-125/11	65x40	1.1	1.5	14.7	-	-	-	13	11.5	10.1	5.8	-	-	-	-	-	-	-			
PST 40-125/15	65x40	1.5	2	18.1	-	-	-	17	15	13.9	10	6	-	-	-	-	-	-			
* PST 40-125/22	65x40	2.2	3	24.5	-	-	-	23.2	21.5	20.2	16	13	8.3	-	-	-	-	-			
PST 40-160/30	65x40	3	4	31.8	-	-	-	29.5	27.5	26.3	21.5	17.5	-	-	-	-	-	-			
* PST 40-160/40	65x40	4	5.5	38	-	-	-	36	34	33	28.5	25	20.1	-	-	-	-	-			
PST 40-200/55	65x40	5.5	7.5	46	-	-	-	43.8	41.3	40.1	35	30	-	-	-	-	-	-			
PST 40-200/75	65x40	7.5	10	57	-	-	-	53.6	51.5	50	45	41	36.5	-	-	-	-	-			
PST 40-250/92	65x40	9.2	12.5	64	-	-	-	59	56.5	55	49.5	45	39.8	-	-	-	-	-			
PST 40-250/110	65x40	11	15	78	-	-	-	75	73	72	67	63	56	43	-	-	-	-			
PST 40-250/150	65x40	15	20	88.5	-	-	-	83.5	80.5	79	74	70.5	65	52	-	-	-	-			
PST 40-250/185	65x40	18.5	25	94	-	-	-	89	86	84.5	79.5	76	70.5	57.5	-	-	-	-			
PST 50-125/22	65x50	2.2	3	17	-	-	-	-	-	-	15.4	14	12.8	11.5	6.5	-	-	-			
PST 50-125/30	65x50	3	4	20	-	-	-	-	-	-	18.8	18	17	15.6	11	-	-	-			
* PST 50-125/40	65x50	4	5.5	24	-	-	-	-	-	-	23.1	23	21.5	20.3	15.8	11.8	-	-			
PST 50-160/55	65x50	5.5	7.5	32	-	-	-	-	-	-	30.6	30	28	26.6	20.5	14.8	-	-			
PST 50-160/75	65x50	7.5	10	40	-	-	-	-	-	-	38	37	36	34.4	29	24	21	-			
PST 50-200/92	65x50	9.2	12.5	50.5	-	-	-	-	-	-	46.8	45	43	40.9	32.5	26.7	-	-			
PST 50-200/110	65x50	11	15	57.5	-	-	-	-	-	-	53.5	52	50	47.5	40	34	29	-			
PST 50-200/150	65x50	15	20	62	-	-	-	-	-	-	58	56.5	54.5	52	44.5	39	35.5	-			
PST 50-250/150	65x50	15	20	68.5	-	-	-	-	-	-	64	63	61.5	59	50	41	-	-			
PST 50-250/185	65x50	18.5	25	79	-	-	-	-	-	-	75.8	74.8	74	71.5	63.5	55.5	47	-			
PST 50-250/220	65x50	22	30	89.5	-	-	-	-	-	-	86	85.3	84	81.5	73.5	63.5	57	-			
* PST 65-125/40	80x65	4	5.5	19	-	-	-	-	-	-	-	-	17.3	16.8	14.5	13	11.8	-			
* PST 65-125/55	80x65	5.5	7.5	23	-	-	-	-	-	-	-	-	21.3	20.9	19	17.5	16.7	13.7			
* PST 65-125/75	80x65	7.5	10	27	-	-	-	-	-	-	-	-	26	25.6	24.5	23	22.5	20			
PST 65-160/92	80x65	9.2	12.5	33	-	-	-	-	-	-	-	-	-	31.5	30	28	27.1	24			
* PST 65-160/110	80x65	11	15	36	-	-	-	-	-	-	-	-	-	34.5	33	31.5	30.8	28			
PST 65-160/150	80x65	15	20	42	-	-	-	-	-	-	-	-	-	41	40	38.5	37.8	35			
* PST 65-200/150	80x65	15	20	45	-	-	-	-	-	-	-	-	-	45.5	43	41	40.2	36.5			
PST 65-200/185	80x65	18.5	25	52	-	-	-	-	-	-	-	-	-	52.3	51	49	48.2	44.5			
* PST 65-200/220	80x65	22	30	59	-	-	-	-	-	-	-	-	-	59.5	58	56	55	52			
PST 65-250/220	80x65	22	30	64.8	-	-	-	-	-	-	-	-	-	64.7	62	60	58.5	53			
PST 65-250/300	80x65	30	40	80	-	-	-	-	-	-	-	-	-	79.8	77.5	75.5	74.5	70			
PST 65-250/370	80x65	37	50	92	-	-	-	-	-	-	-	-	-	90.5	88.5	87	85	80.5			

## DATOS TÉCNICOS

60 Hz n=3500 1/min

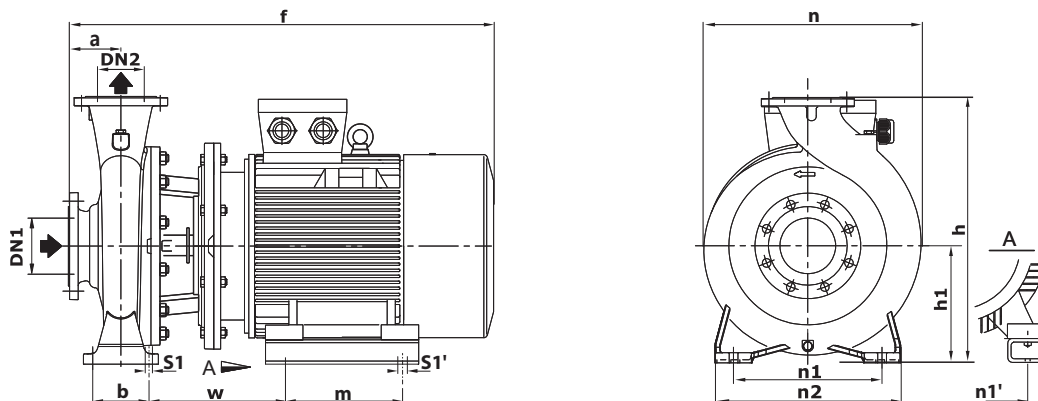
MODELO	DN mm	Potencia		Q= CAUDAL															
				us gpm	0	264	396	529	634	793	881	925	969	1057	1233	1322	1586	1762	
		l/min	0	1000	1500	2000	2400	3000	3333	3500	3667	4000	4667	5000	6000	6667			
		kw	hp	m <sup>3</sup> /h	0	60	90	120	144	180	200	210	220	240	280	300	360	400	
		H= Altura (m)																	
PST 65-315/450	80x65	45	60	102	98	94.5	90	83	-	-	-	-	-	-	-	-	-	-	
PST 65-315/550	80x65	55	75	122	120	114.5	110	100	76	-	-	-	-	-	-	-	-	-	
PST 65-315/750	80x65	75	100	141	141	134.5	130	120	96	78	65.5	-	-	-	-	-	-	-	
PST 65-315/900	80x65	90	125	151	150	144.5	140	130	106	88	75.5	-	-	-	-	-	-	-	
PST 80-125/40	100x80	4	5.5	17	15	12.3	7.5	-	-	-	-	-	-	-	-	-	-	-	
PST 80-125/55	100x80	5.5	7.5	21	19.6	17.4	13.4	9.5	-	-	-	-	-	-	-	-	-	-	
PST 80-125/75	100x80	7.5	10	26	24.8	23	19.5	16.5	-	-	-	-	-	-	-	-	-	-	
PST 80-160/110	100x80	11	15	28	27	27.3	24.5	21.1	16	-	-	-	-	-	-	-	-	-	
PST 80-160/150	100x80	15	20	34	32.6	32.5	30.2	27	22.1	18.5	16.7	-	-	-	-	-	-	-	
PST 80-160/185	100x80	18.5	25	39	38.5	38	36.7	33.6	28.8	25.3	23.5	-	-	-	-	-	-	-	
PST 80-160/220	100x80	22	30	44	43.5	43	41.7	38.6	33.8	30.3	28.5	-	-	-	-	-	-	-	
PST 80-200/220	100x80	22	30	48	47.7	47.5	43.5	39.2	32.5	27.2	24.5	-	-	-	-	-	-	-	
PST 80-200/300	100x80	30	40	60	59.7	59.5	57	53.1	47	42.7	40.5	-	-	-	-	-	-	-	
PST 80-250/370	100x80	37	50	71.5	70.9	70.5	65.5	59.3	51	43.2	38.5	-	-	-	-	-	-	-	
PST 80-250/450	100x80	45	60	88	86.7	86	83.6	78.5	70.5	60	51	-	-	-	-	-	-	-	
PST 80-250/550	100x80	55	75	94.5	94.5	94.5	91.8	87	79.5	72.1	68.3	-	-	-	-	-	-	-	
PST 80-315/450	100x80	45	60	85	84	82.6	82	78	68.3	61	56	-	-	-	-	-	-	-	
PST 80-315/550	100x80	55	75	98	97	95.6	95	91	81.3	74	69	-	-	-	-	-	-	-	
PST 80-315/750	100x80	75	100	124	123	121.6	121	117	107.3	100	95	90	80.8	-	-	-	-	-	
PST 80-315/900	100x80	90	125	144	143	141.6	141	137	127.3	120	115	110	100.8	-	-	-	-	-	
PST 100-160/150	125x100	15	20	35	33.5	32.5	30	27.8	24.5	21.5	20	18.3	15	-	-	-	-	-	
PST 100-160/185	125x100	18.5	25	38.5	37.5	36.5	34.3	32.2	29	25.7	24	22	18	-	-	-	-	-	
PST 100-160/220	125x100	22	30	43	41	40	37.6	35.2	31.5	28.5	27	25.3	22	-	-	-	-	-	
PST 100-200/220	125x100	22	30	38.5	36.7	35.7	33.8	31.7	28.5	26.8	26	25	22.9	16.3	13	-	-	-	
PST 100-200/300	125x100	30	40	44.5	42.5	42	40.2	38.8	36.7	34.2	33	31.7	29	21.7	18	-	-	-	
PST 100-200/370	125x100	37	50	55	53	51	50.6	49.2	47	45	44	42.8	40.5	32.8	29	-	-	-	
PST 100-250/450	125x100	45	60	65	65	64	63	61	58	56	55	53.3	50	39	33.5	-	-	-	
PST 100-250/550	125x100	55	75	77	76	75.5	75	73.8	72	71.7	71.5	70.7	69	62.3	59	-	-	-	
PST 100-250/750	125x100	75	100	91	91	90.5	89.7	88	85.5	84	83.3	81.5	78	71.7	68.5	48	-	-	
PST 100-250/900	125x100	90	125	100	100	99.5	98.7	97	94.5	93	92.3	90.5	87	80.7	77.5	57	-	-	
PST 100-315/750	125x100	75	100	80	-	-	78.5	76.7	74	73	72.8	72.5	70.7	68	64	52	-	-	
PST 100-315/900	125x100	90	125	100	-	-	98.5	96.7	94	93	92.8	92.5	90.7	88	84	72	-	-	
PST 100-315/1100	125x100	110	150	118	-	-	116.5	114.7	112	111	110.8	110.5	108.7	106	102	90	-	-	
PST 100-315/1320	125x100	132	180	129	-	-	127.5	125.7	123	122	121.8	121.5	119.7	117	112	101	-	-	
PST 100-315/1600	125x100	160	220	148	-	-	146.5	144.7	142	141	140.8	140.5	138.7	136	132	120	-	-	
PST 125-200/450	150x125	45	60	39.8	-	-	39.3	39.2	39	38.9	38.9	38.8	37.5	35	34	28.6	25	-	
PST 125-200/550	150x125	55	75	50.5	-	-	49.3	49.2	49	48.9	48.9	48.8	47.5	45	44	38.6	35	-	
PST 125-200/750	150x125	75	100	61.5	-	-	60.3	60.2	60	59.9	59.9	59.8	58.5	56	55	49.6	46	-	
PST 125-250/550	150x125	55	75	70	-	-	67	66	64	63	62	61	59.5	54	50.5	-	-	-	
PST 125-250/750	150x125	75	100	80	-	-	76.5	75.5	74	73	72	71.5	70	67	65	56	-	-	
PST 125-250/900	150x125	90	125	87	-	-	84	82.5	81	79.5	79	78	77	73.5	71.5	65	60	-	

DIMENSIONES Y PESOS



MODELO	DIMENSIONES mm												kg 3~											
	DN1	DN2	a	f	h	h1	h2	n	n1	n2	w1	w2		s										
PST 32-125/7	50	32	80	435	255	114	141	202	140	190	35	35	15	24										
PST 32-125/11			25																					
PST 32-160/15			83	435	295	133	162	245	190	245				35	35	15	34							
PST 32-160/22																	39							
PST 32-160/30			82	490	342	161	181	265	190	240				35	35	15	50							
PST 32-200/30																	52							
PST 32-200/40			65	40	82	490	342	161	181	265				190	240	49	49	16	53					
PST 32-250/55					66																			
PST 32-250/75					73																			
PST 32-250/92					80																			
PST 32-250/110					95																			
PST 32-250/150					125																			
PST 32-250/55D-75D	160	610			362	162	200	330	216	280	14	73/80												
PST 40-125/11	65	40			82	440	260	116	144	220	160	212	37	37	15				27					
PST 40-125/15					29																			
PST 40-125/22					80	490	305	135	170	250	190	241							37	37	15	34		
PST 40-160/30			48																					
PST 40-160/40			50																					
PST 40-200/55-75			102	560	345	162	193	282	214	267	37	37				15	66/73							
PST 40-250/92																	100							
PST 40-250/110																	116							
PST 40-250/150			94	712	415	186	229	327	250	327	49	49				16	146							
PST 40-250/185			155																					
PST 50-125/22			50	50	102	525	305	135	170	263	190	245				37	37	15	41					
PST 50-125/30					50																			
PST 50-125/40	52																							
PST 50-160/55-75	110	560			348	164	193	270	212	262	37	37	15	64/71										
PST 50-200/92														90										
PST 50-200/110														106										
PST 50-200/150	145																							
PST 50-250/150-185-220	102	720			416	186	230	330	250	327	148/153/183													
PST 65-125/40	80	65			104	580	345	162	193	275	212	280	49	49	16				56					
PST 65-125/55-75					68/74																			
PST 65-160/92					110	730	425	186	239	330	232	309							49	49	16	90		
PST 65-160/110																						106		
PST 65-160/150			134																					
PST 65-200/150-185-220			111	740	140/145/185																			
PST 80-125/40			100	80	117	750	357	163	194	330	212	280				55	55	16	56					
PST 80-125/55-75					68/74																			
PST 80-160/110					88	750	435	186	250	330	255	332							49	49	16	113		
PST 80-160/150-185-220																						143/150/183		
PST 100-160/150-185-220																						125	100	130

DIMENSIONES Y PESOS

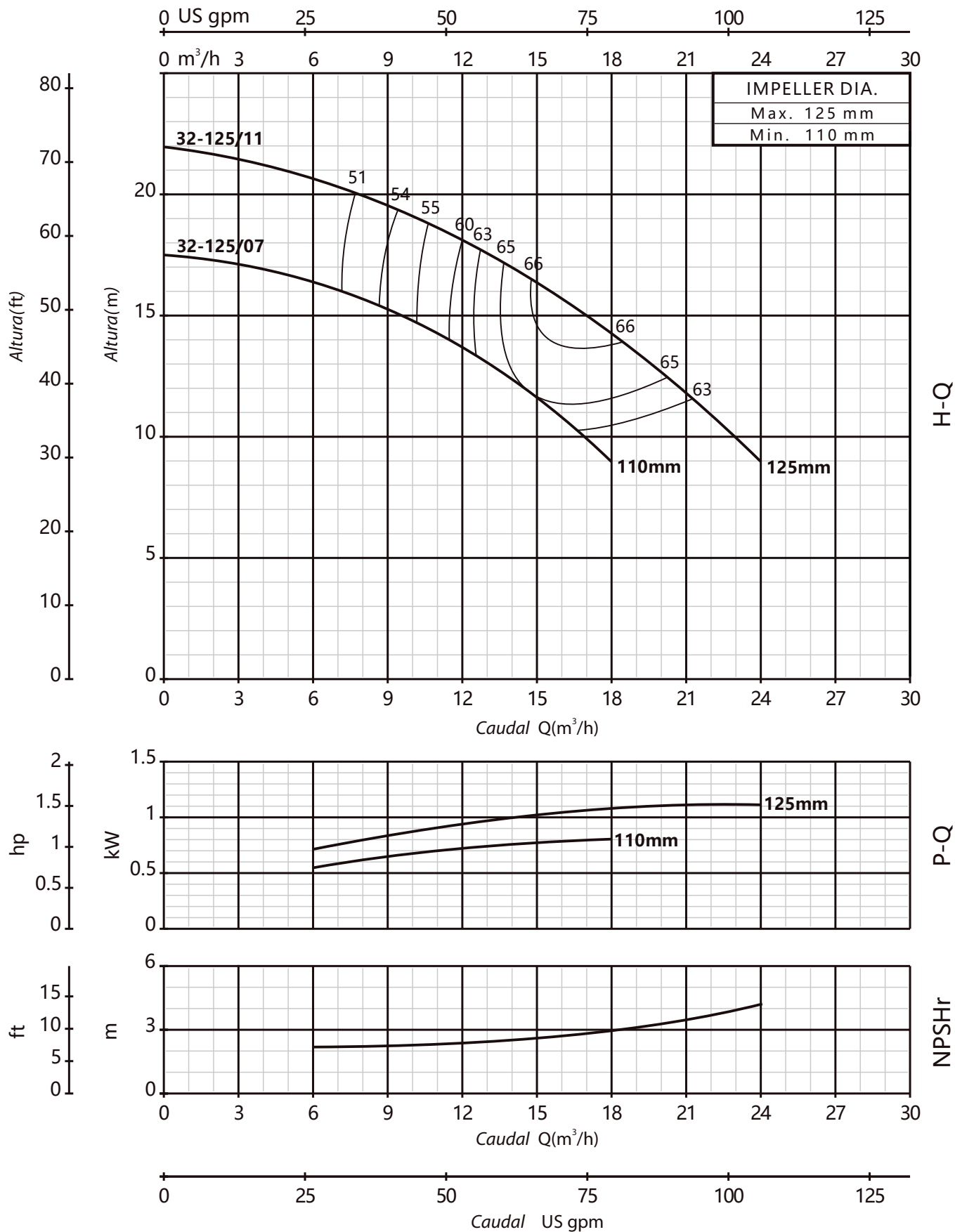


MODELO	DIMENSIONES mm															kg
	DN1	DN2	a	f	h	h1	n	n1	n1'	n2	b	w	m	s1	s1'	3~
PST 65-250/220	80	65	116	870	420	180	369	280	279	360	120	237	241	18	15	214
PST 65-250/300	80	65	116	990	420	180	369	280	318	360	120	278	305	18	18	265
PST 65-250/370	80	65	116	990	420	180	369	280	318	360	120	278	305	18	18	285
PST 65-315/450	80	65	125	1069	505	225	440	280	356	360	120	324	311	18	18	371
PST 65-315/550	80	65	125	1160	505	225	440	280	406	360	120	373	349	18	24	450
PST 65-315/750	80	65	125	1232	505	225	440	280	457	360	120	395	368	18	24	582
PST 65-315/900	80	65	125	1283	505	225	440	280	457	360	120	395	419	18	24	617
PST 80-200/220	100	80	125	880	460	250	360	280	279	345	95	251	241	14	15	211
PST 80-200/300	100	80	125	950	460	250	360	280	318	345	95	242	305	14	18	262
PST 80-250/370	100	80	125	950	535	250	410	315	318	400	120	229	305	18	18	289
PST 80-250/450	100	80	125	980	535	250	410	315	356	400	120	235	311	18	18	362
PST 80-250/550	100	80	125	1160	535	250	410	315	406	400	120	373	349	18	24	441
PST 80-315/450	100	80	125	1069	565	250	452	315	356	400	120	324	311	18	18	381
PST 80-315/550	100	80	125	1160	565	250	452	315	406	400	120	373	349	18	24	460
PST 80-315/750	100	80	125	1232	565	250	452	315	457	400	120	395	368	18	24	592
PST 80-315/900	100	80	125	1283	565	250	452	315	457	400	120	395	419	18	24	627
PST 100-200/220	125	100	125	910	530	225	422	280	279	360	120	268	241	18	15	216
PST 100-200/300	125	100	125	1025	530	225	422	280	318	360	120	304	305	18	18	267
PST 100-200/370	125	100	125	1025	530	225	422	280	318	360	120	304	305	18	18	287
PST 100-250/450	125	100	140	1000	580	250	450	315	356	400	120	240	311	18	18	366
PST 100-250/550	125	100	140	1180	580	250	450	315	406	400	120	378	349	18	24	445
PST 100-250/750	125	100	140	1250	580	250	450	315	457	400	120	398	368	18	24	577
PST 100-250/900	125	100	140	1300	580	250	422	315	457	400	120	397	419	18	24	612
PST 100-315/750	125	100	140	1262	625	250	480	315	457	400	120	410	368	19	24	591
PST 100-315/900	125	100	140	1313	625	250	480	315	457	400	120	410	419	19	24	626
PST 100-315/1100	125	100	140	1474	625	250	480	315	508	400	120	436	406	19	28	972
PST 100-315/1320	125	100	140	1584	625	250	480	315	508	400	120	436	457	19	28	1087
PST 100-315/1600	125	100	140	1584	625	250	480	315	508	400	120	436	508	19	28	1125
PST 125-200/450	150	125	140	1099	565	250	422	315	356	400	120	339	311	19	18	378
PST 125-200/550	150	125	140	1190	565	250	422	315	406	400	120	388	349	19	24	457
PST 125-200/750	150	125	140	1262	565	250	422	315	457	400	120	410	368	19	24	589
PST 125-250/550	150	125	140	1190	605	250	500	315	406	400	120	388	349	19	24	457
PST 125-250/750	150	125	140	1262	605	250	500	315	457	400	120	410	368	19	24	589
PST 125-250/900	150	125	140	1313	605	250	500	315	457	400	120	410	419	19	24	624
PST4 65-250/30	80	65	116	606	420	180	369	280	160	360	120	147	140	18	12	71
PST4 65-250/40	80	65	116	594	420	180	369	280	190	360	120	154	140	18	12	87
PST4 65-250/55	80	65	116	638	420	180	369	280	216	360	120	193	140	18	12	98
PST4 65-315/40	80	65	125	644	505	225	440	280	190	360	120	195	140	18	12	101
PST4 65-315/55-75	80	65	125	688	505	225	440	280	216	360	120	234	140	18	12	112/130
PST4 65-315/110-150	80	65	125	858	505	225	440	280	254	360	120	283	210	18	15	163/185
PST4 80-200/30	100	80	125	606	460	250	360	280	160	345	95	151	140	14	12	68
PST4 80-200/40	100	80	125	594	460	250	360	280	190	345	95	158	140	14	12	84



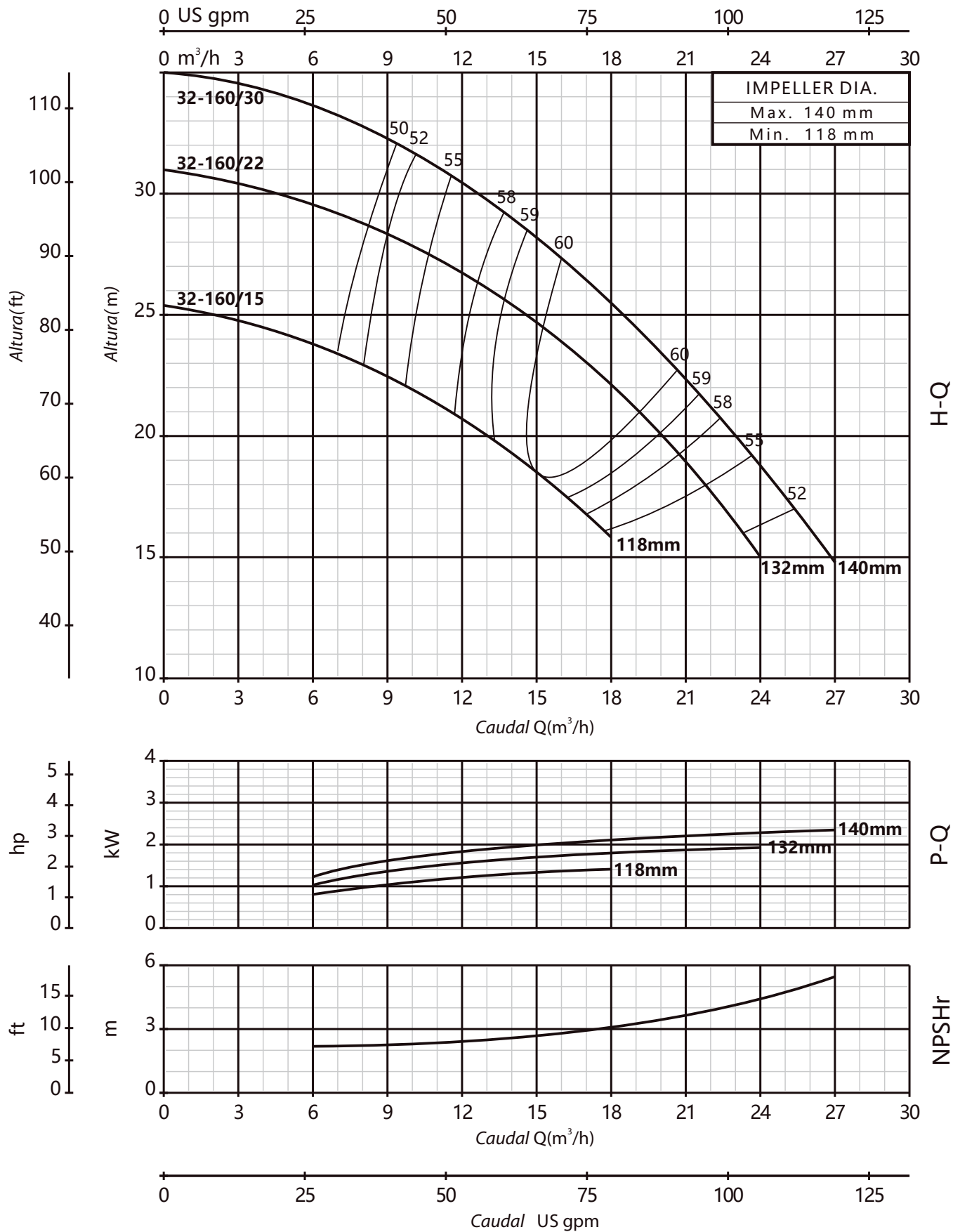
# 32-125

3500rpm



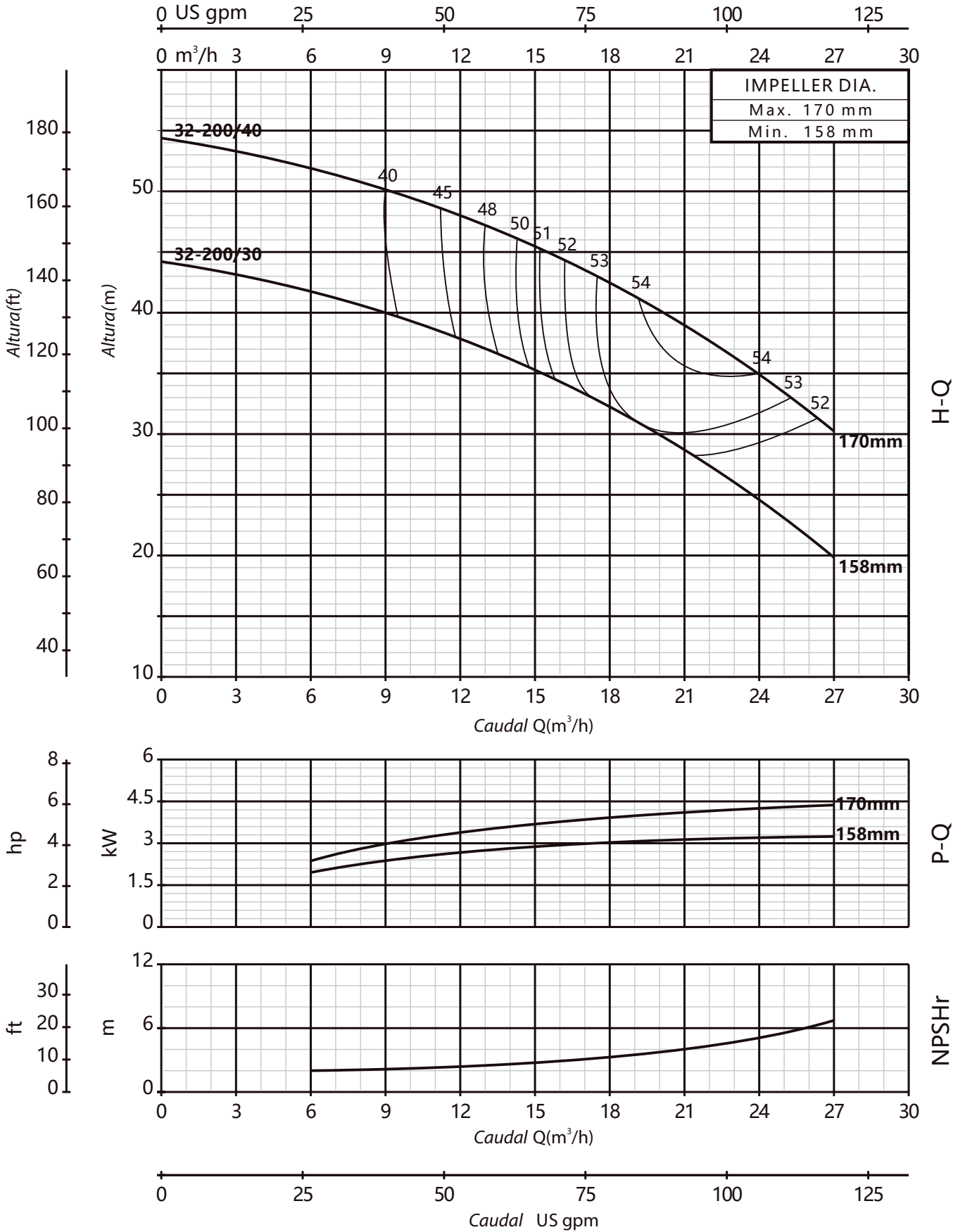
# 32-160

3500rpm



# 32-200

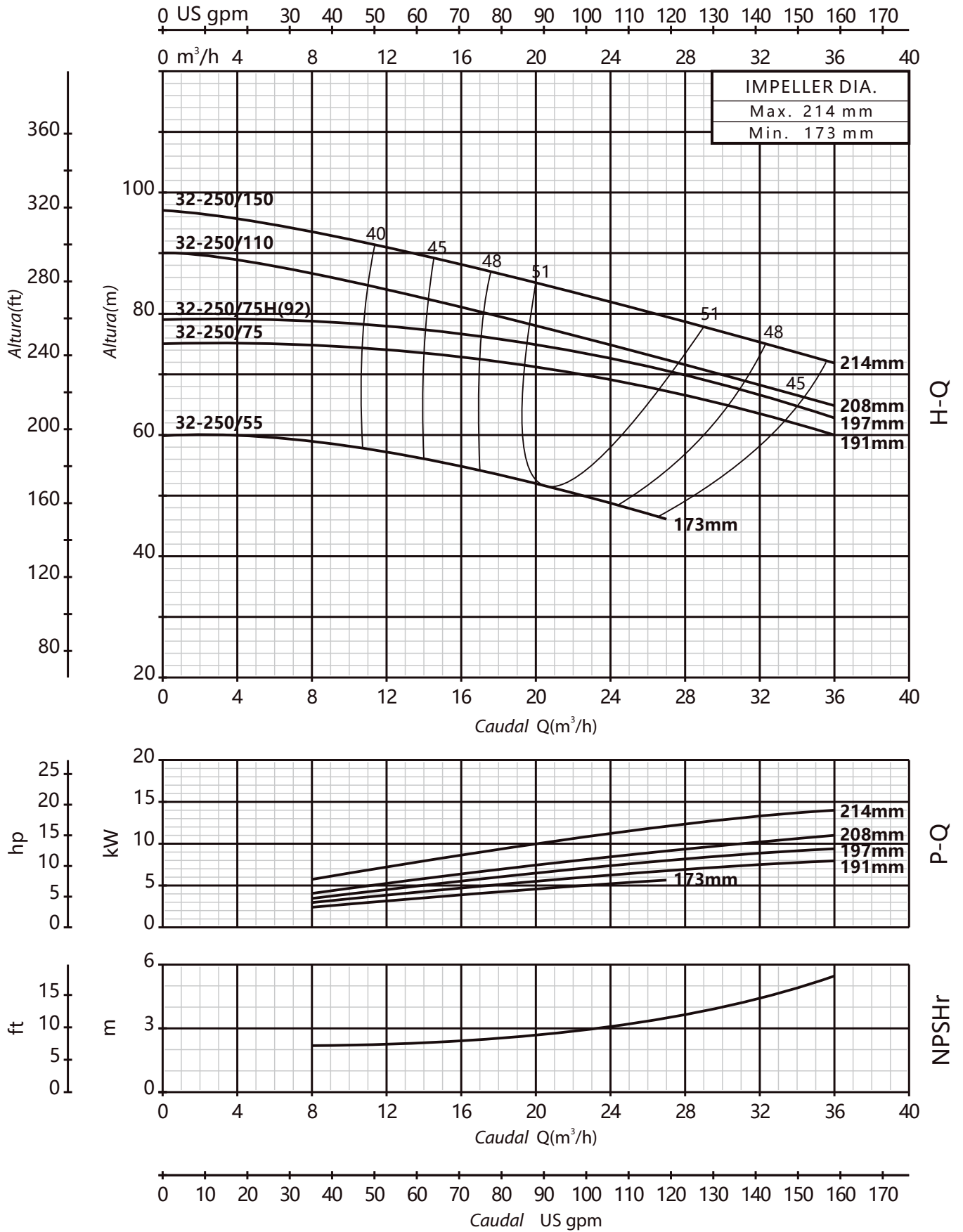
3500rpm





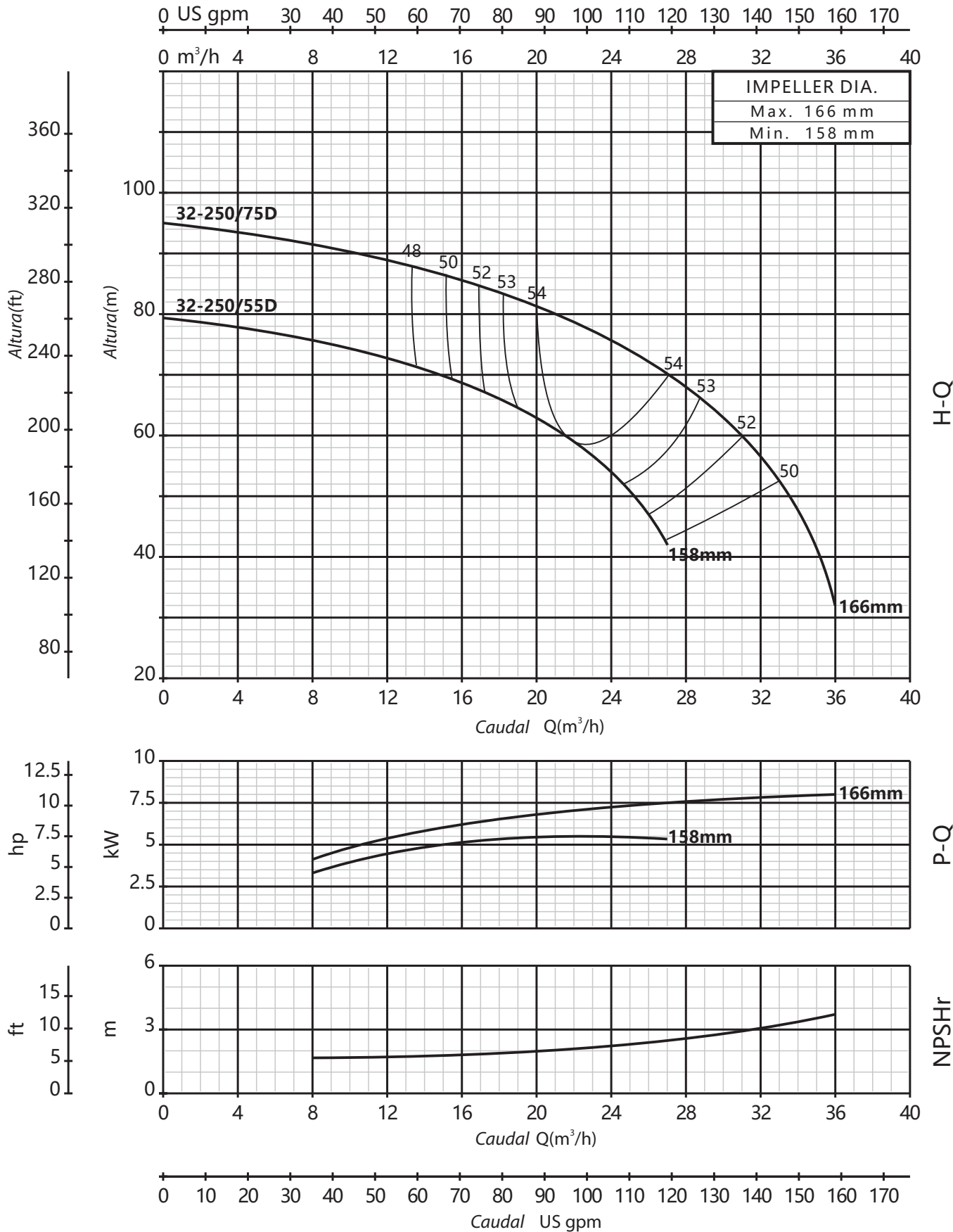
# 32-250

3500rpm



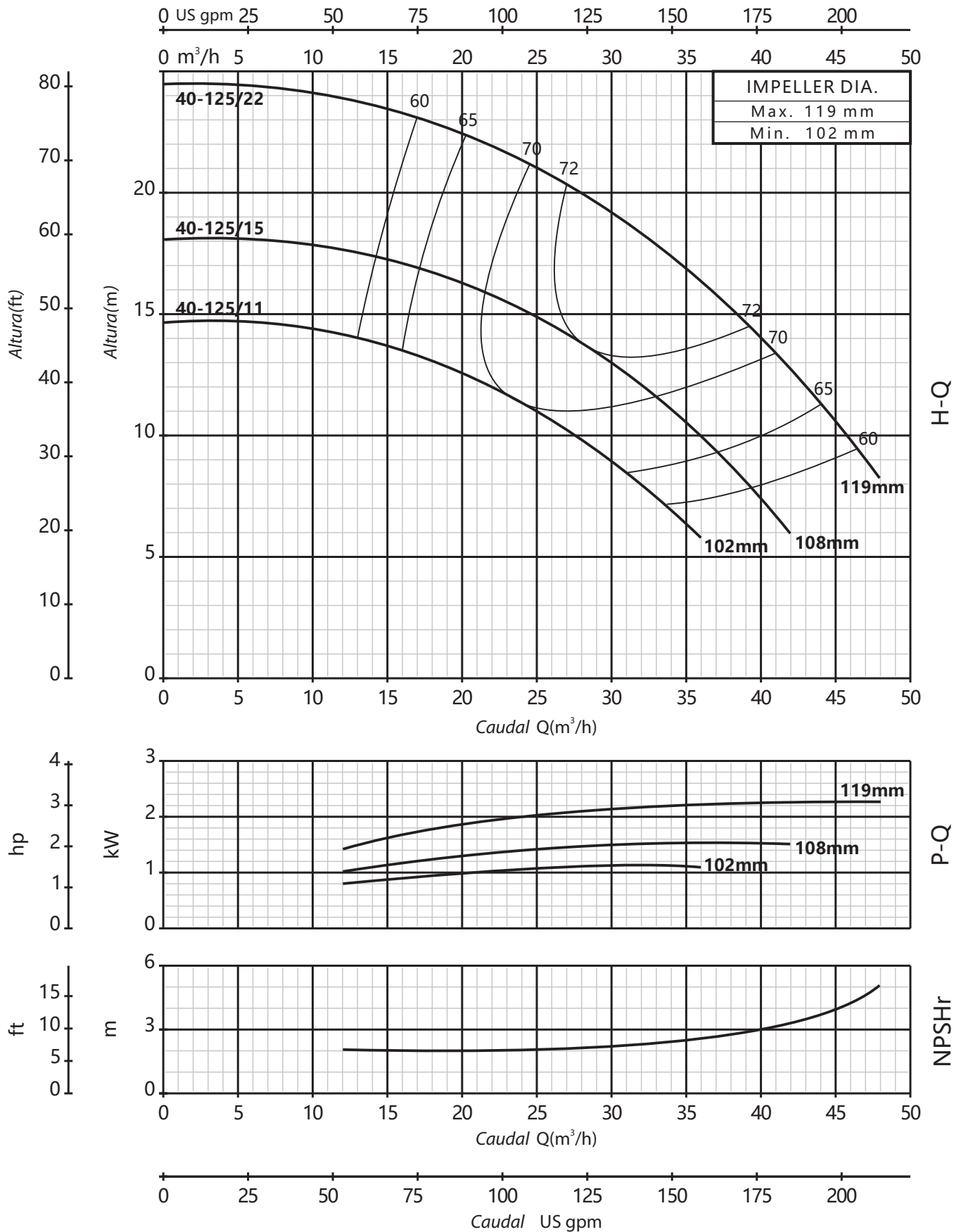
# 32-250D

3500rpm



# 40-125

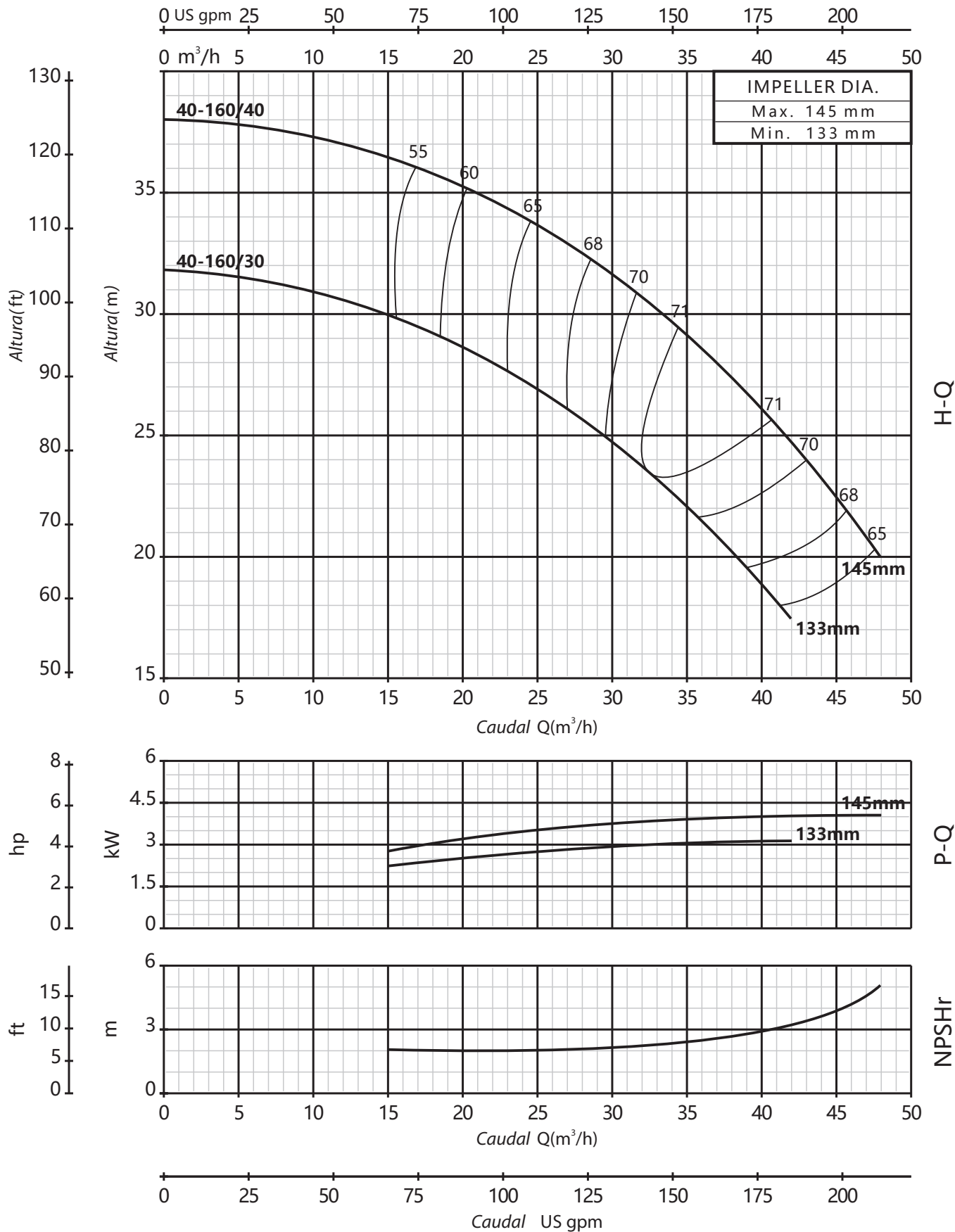
3500rpm



CURVA DE RENDIMIENTO

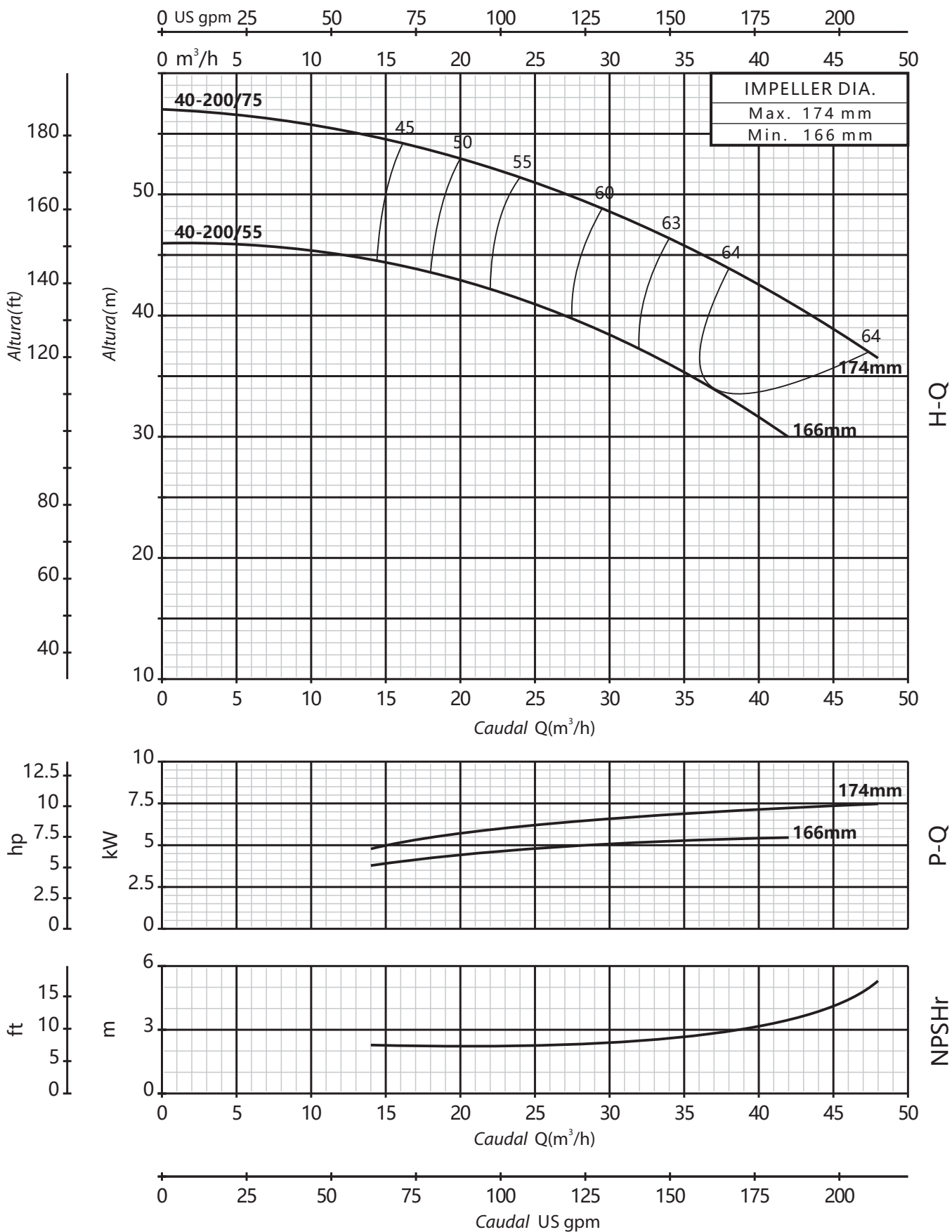
40-160

3500rpm



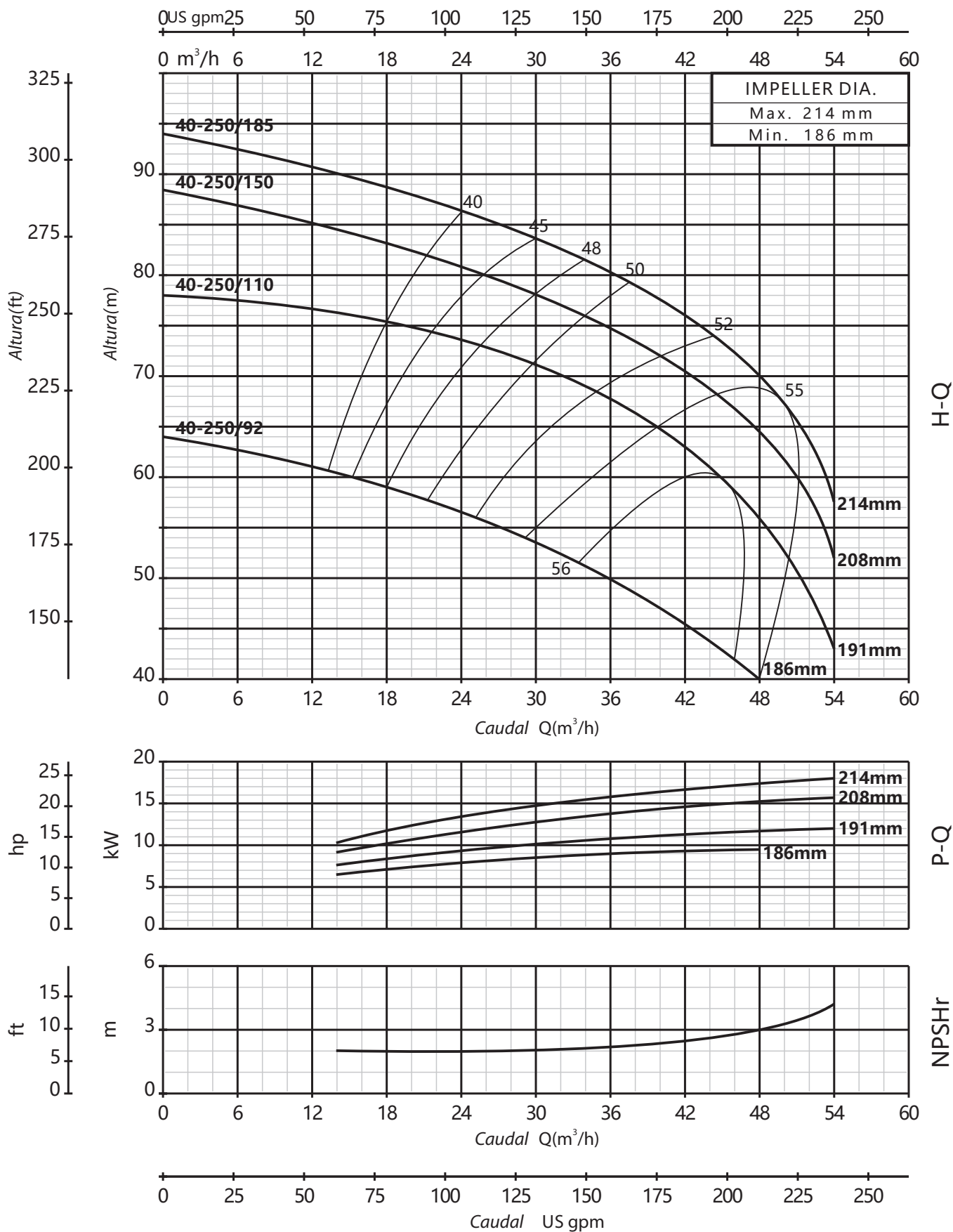
# 40-200

3500rpm



# 40-250

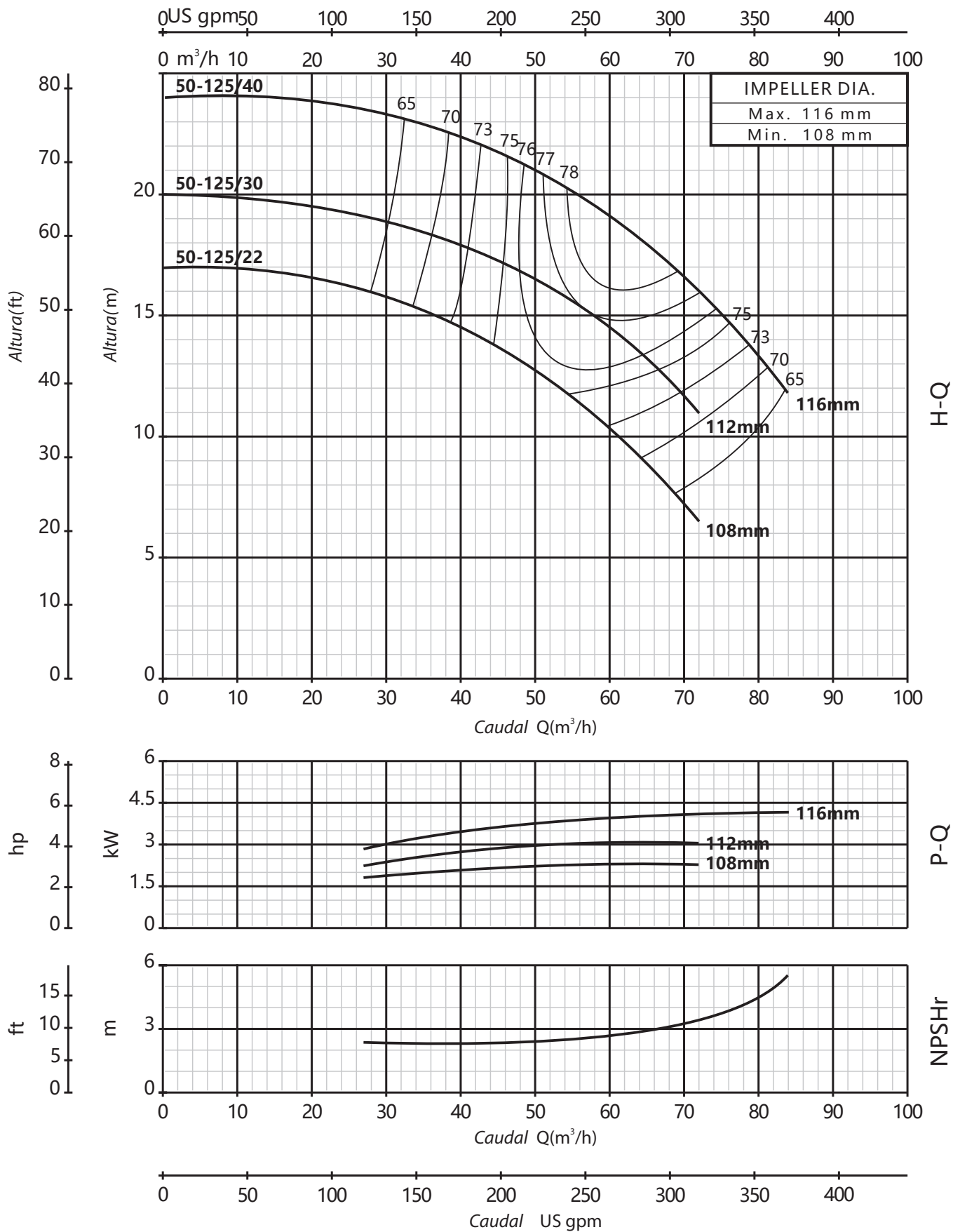
3500rpm





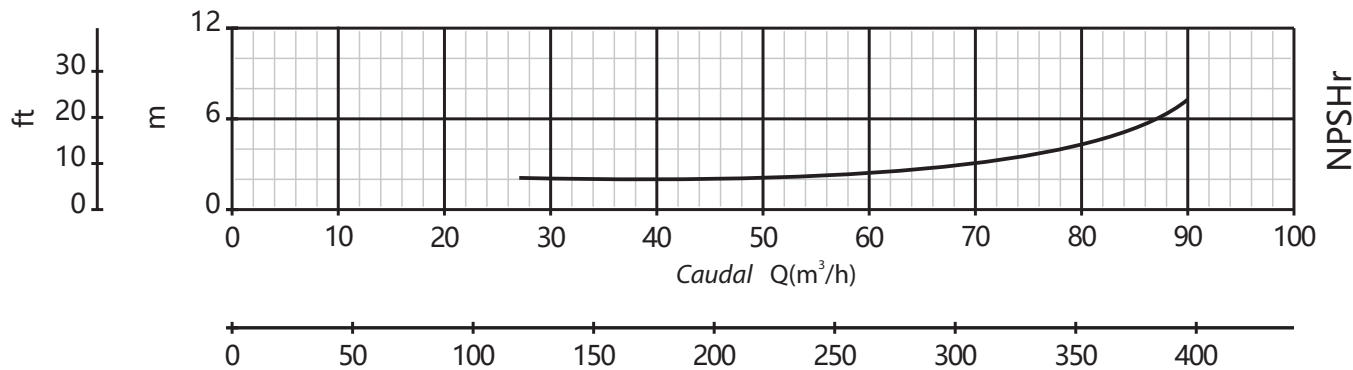
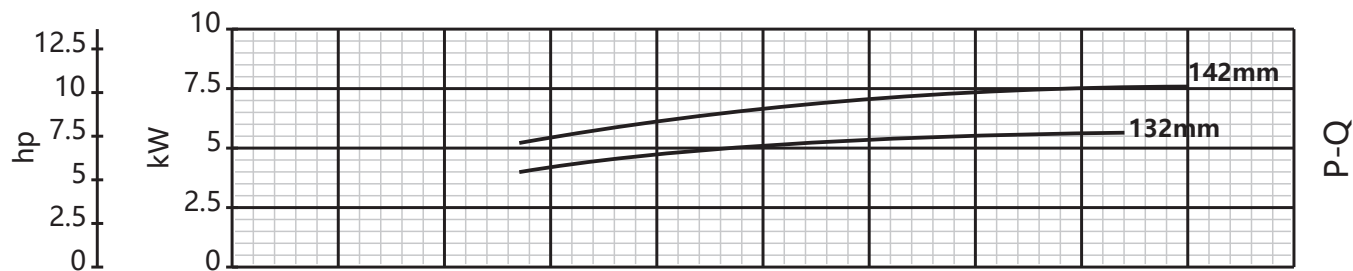
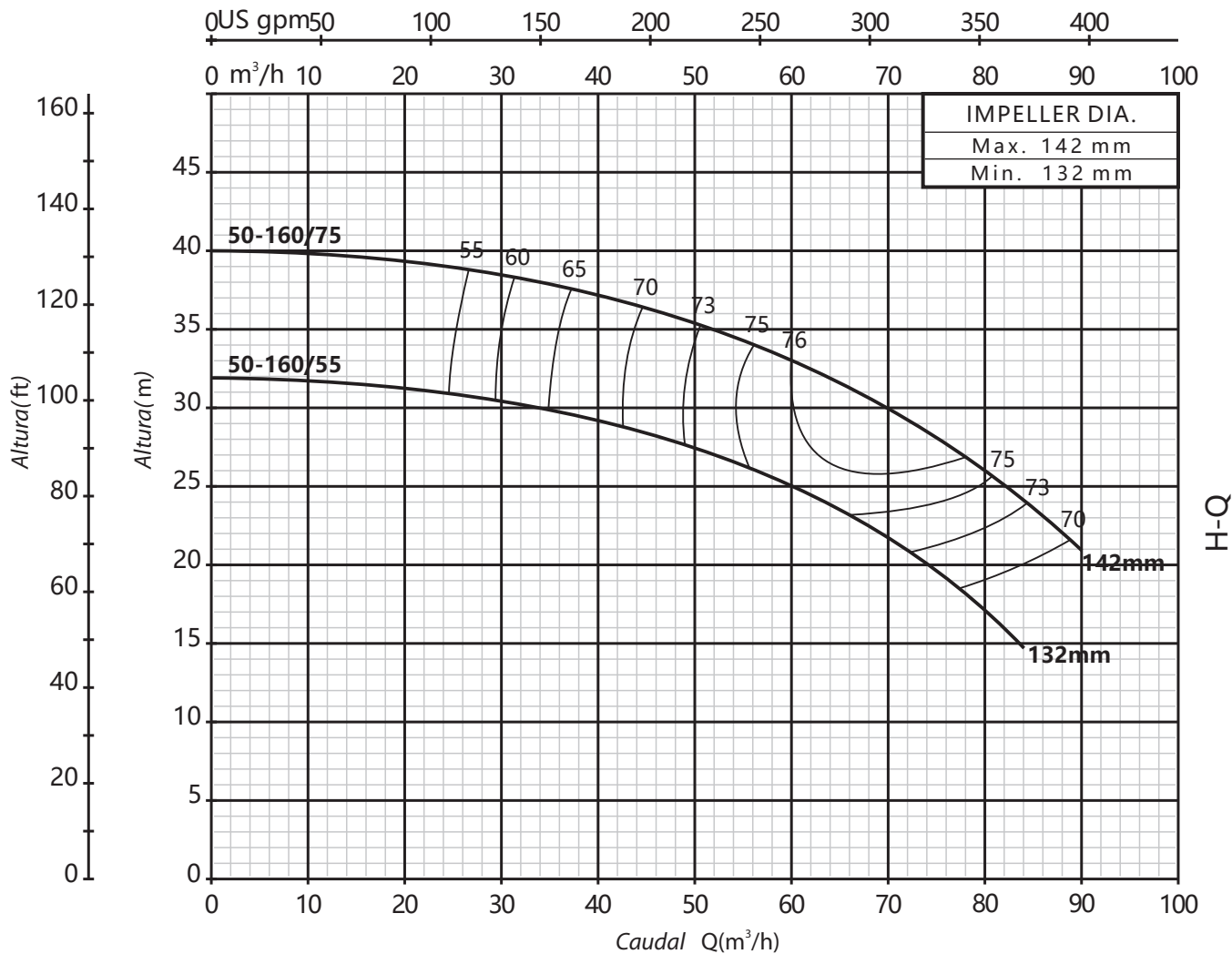
# 50-125

3500rpm



# 50-160

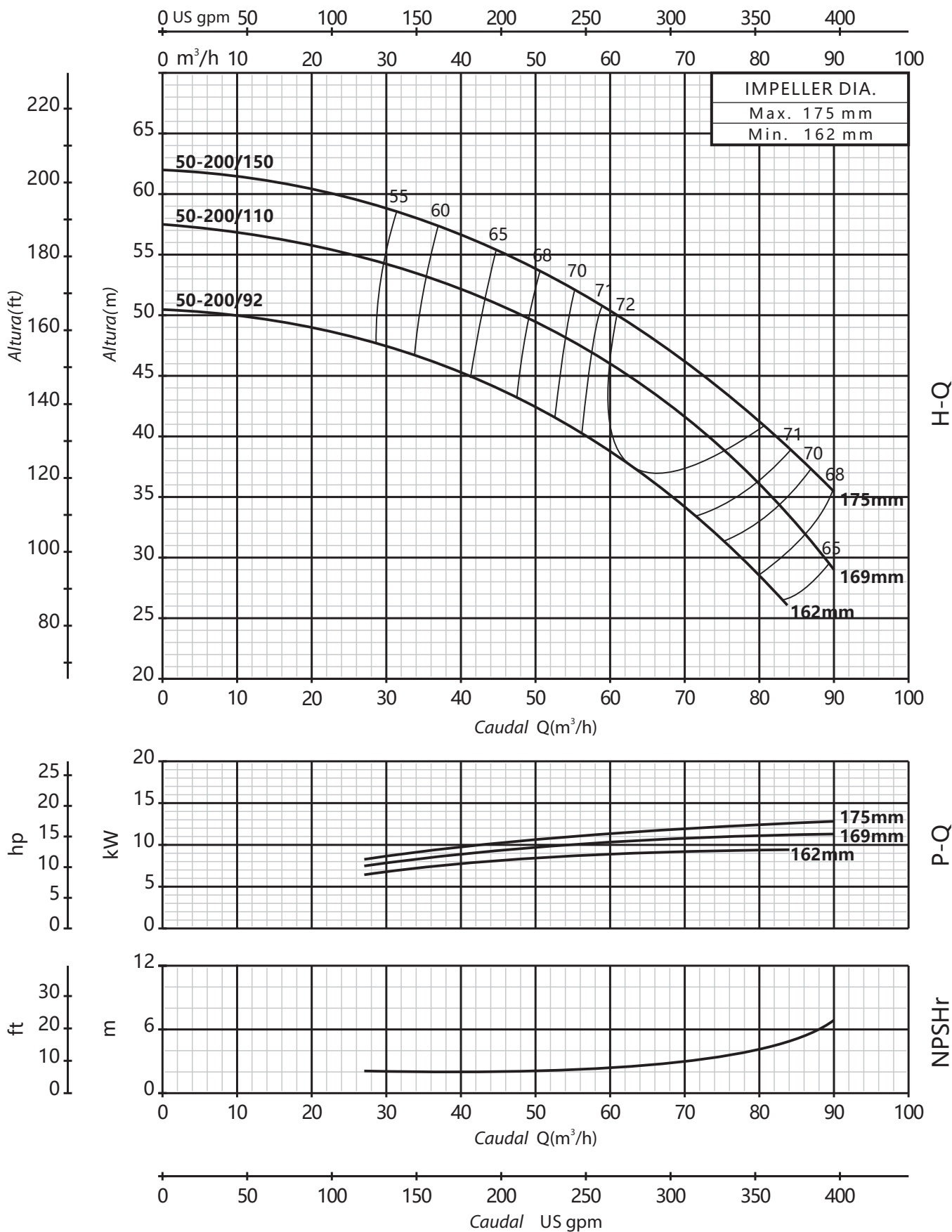
3500rpm



CURVA DE RENDIMIENTO

50-200

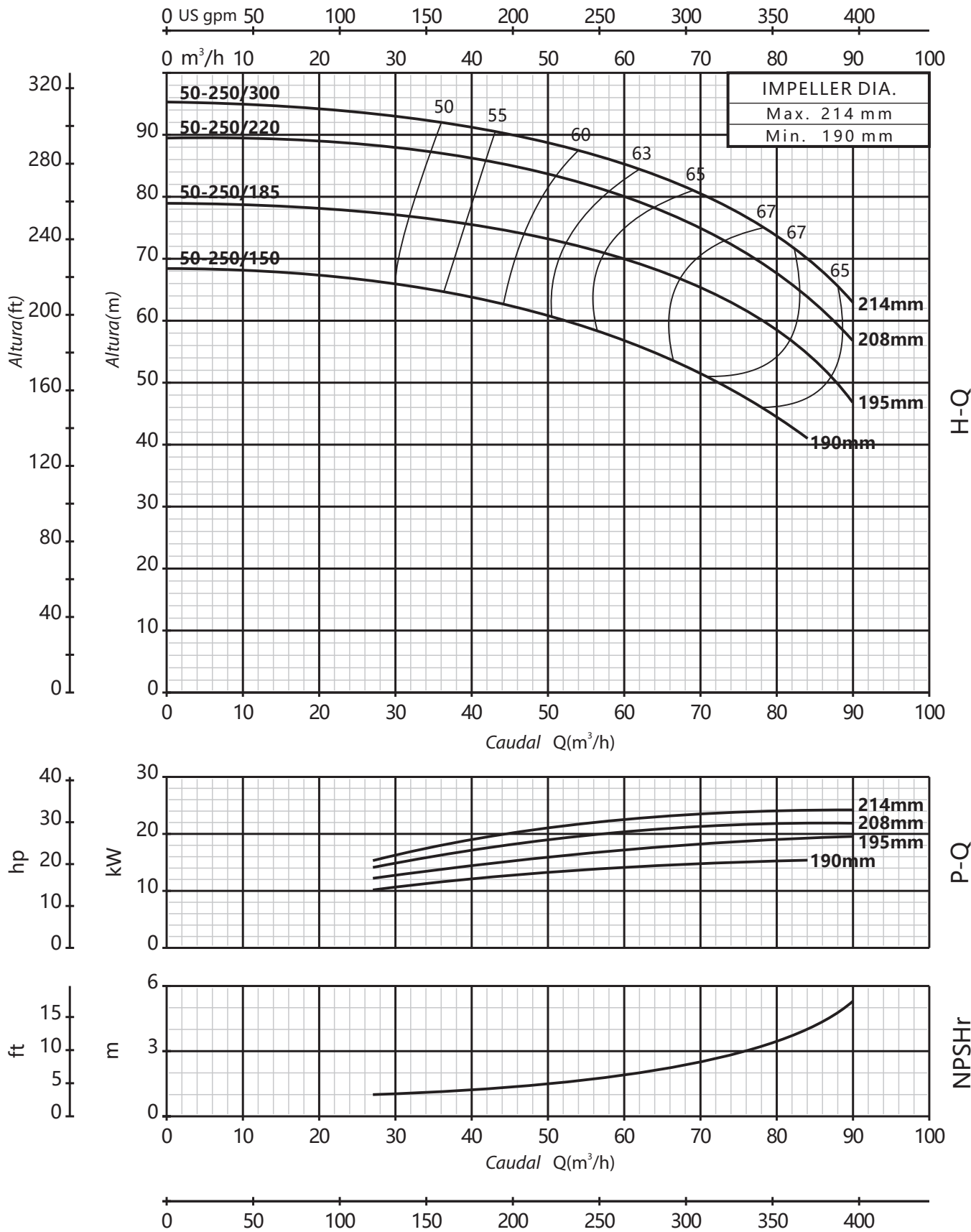
3500rpm



CURVA DE RENDIMIENTO

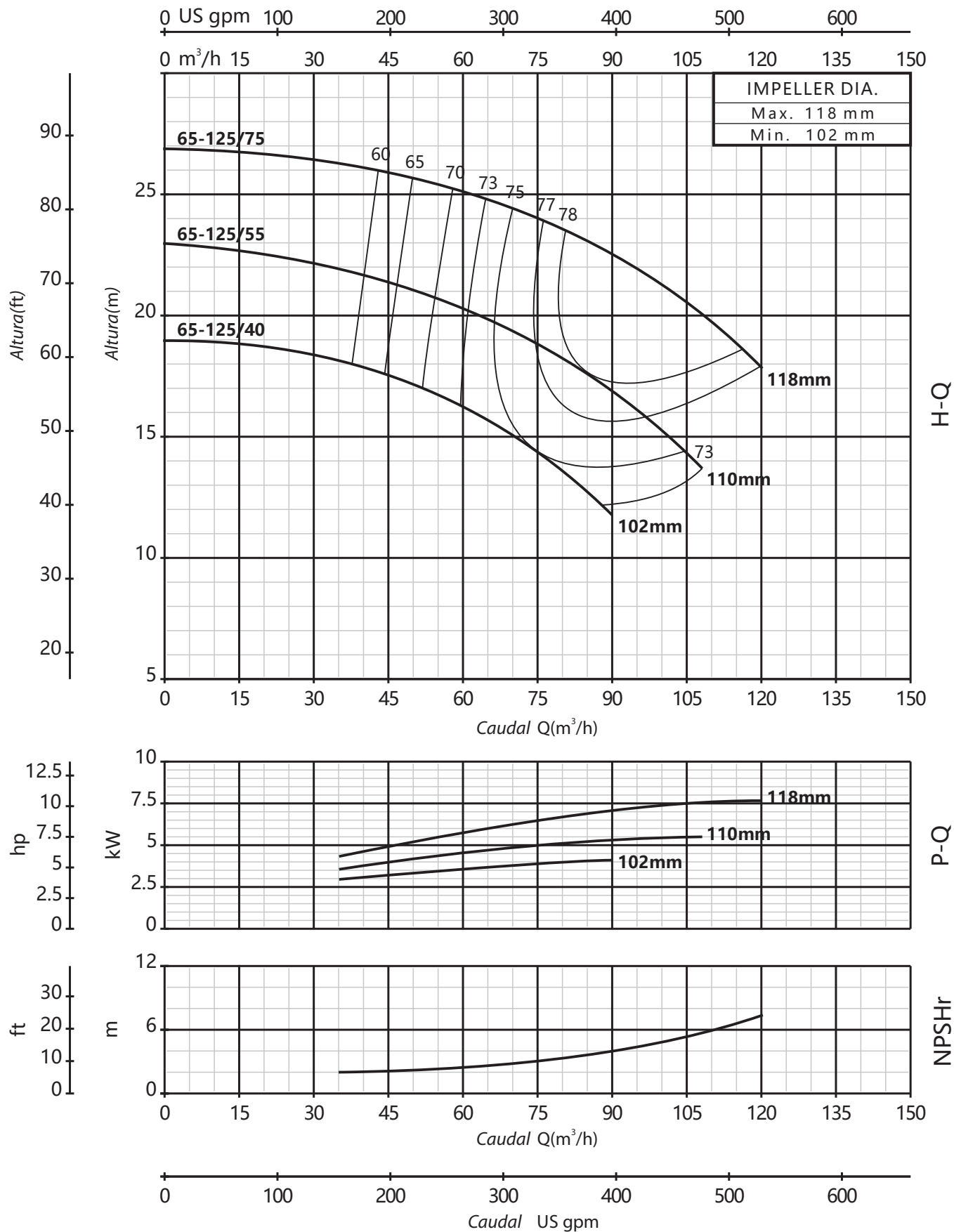
50-250

3500rpm



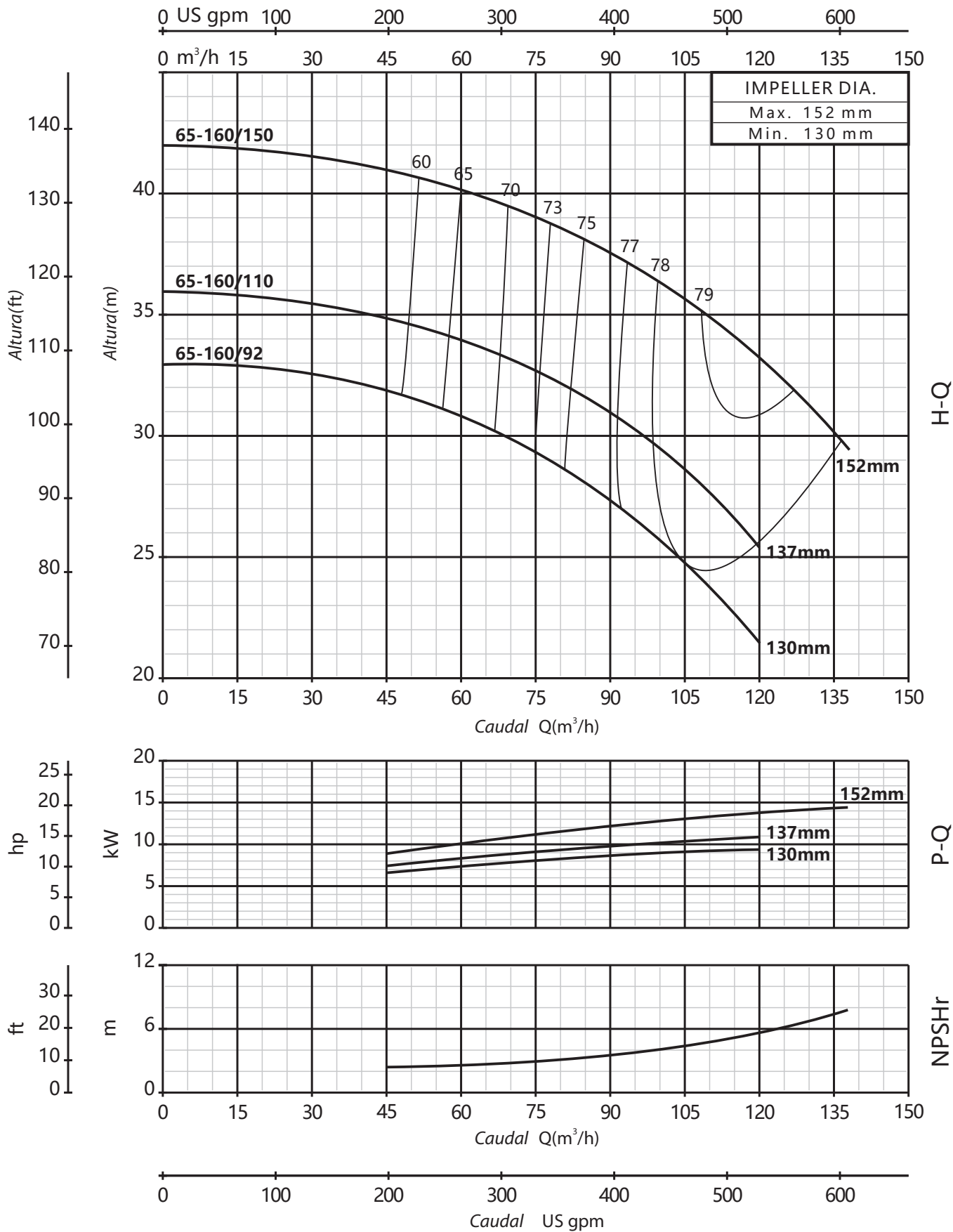
# 65-125

3500rpm



# 65-160

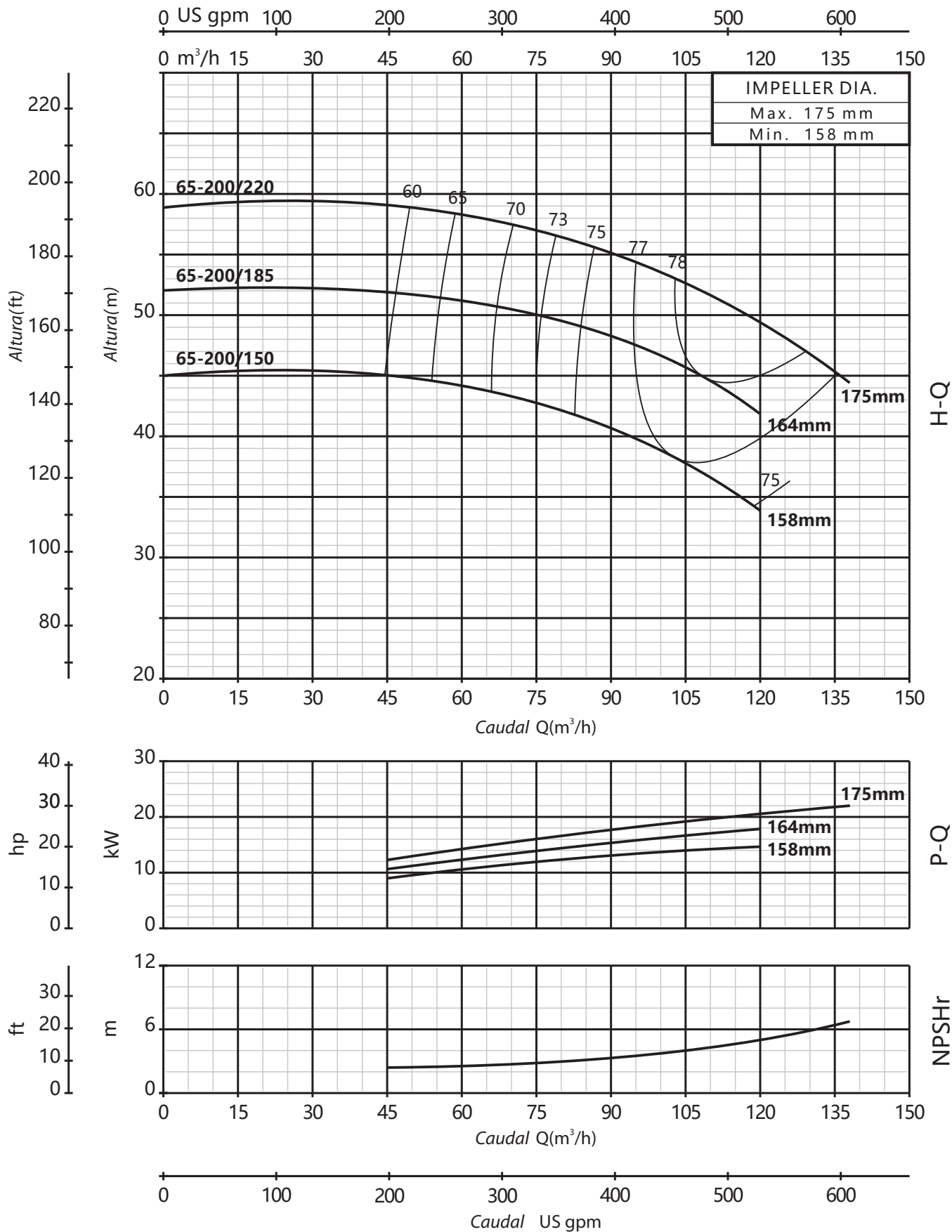
3500rpm





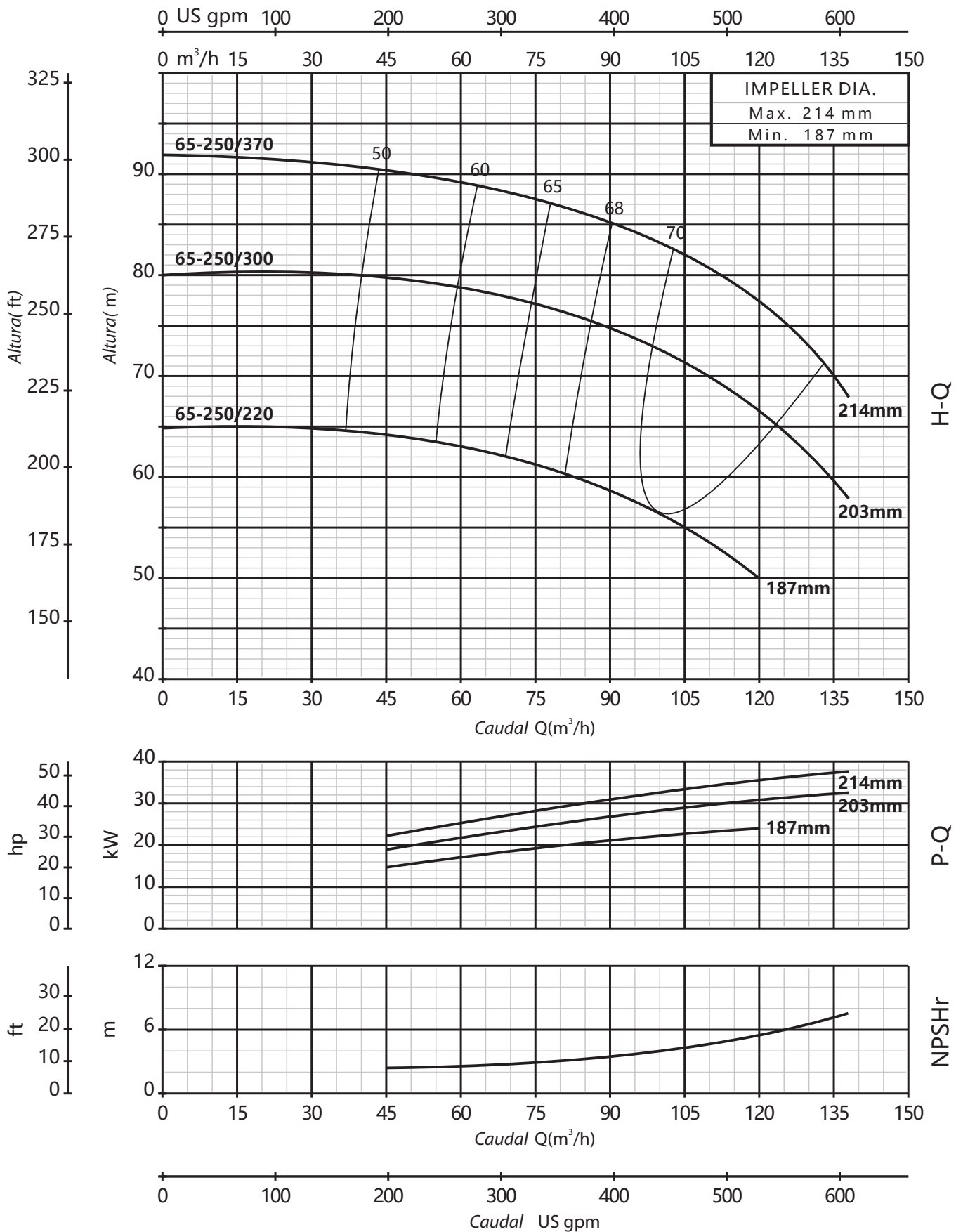
# 65-200

3500rpm



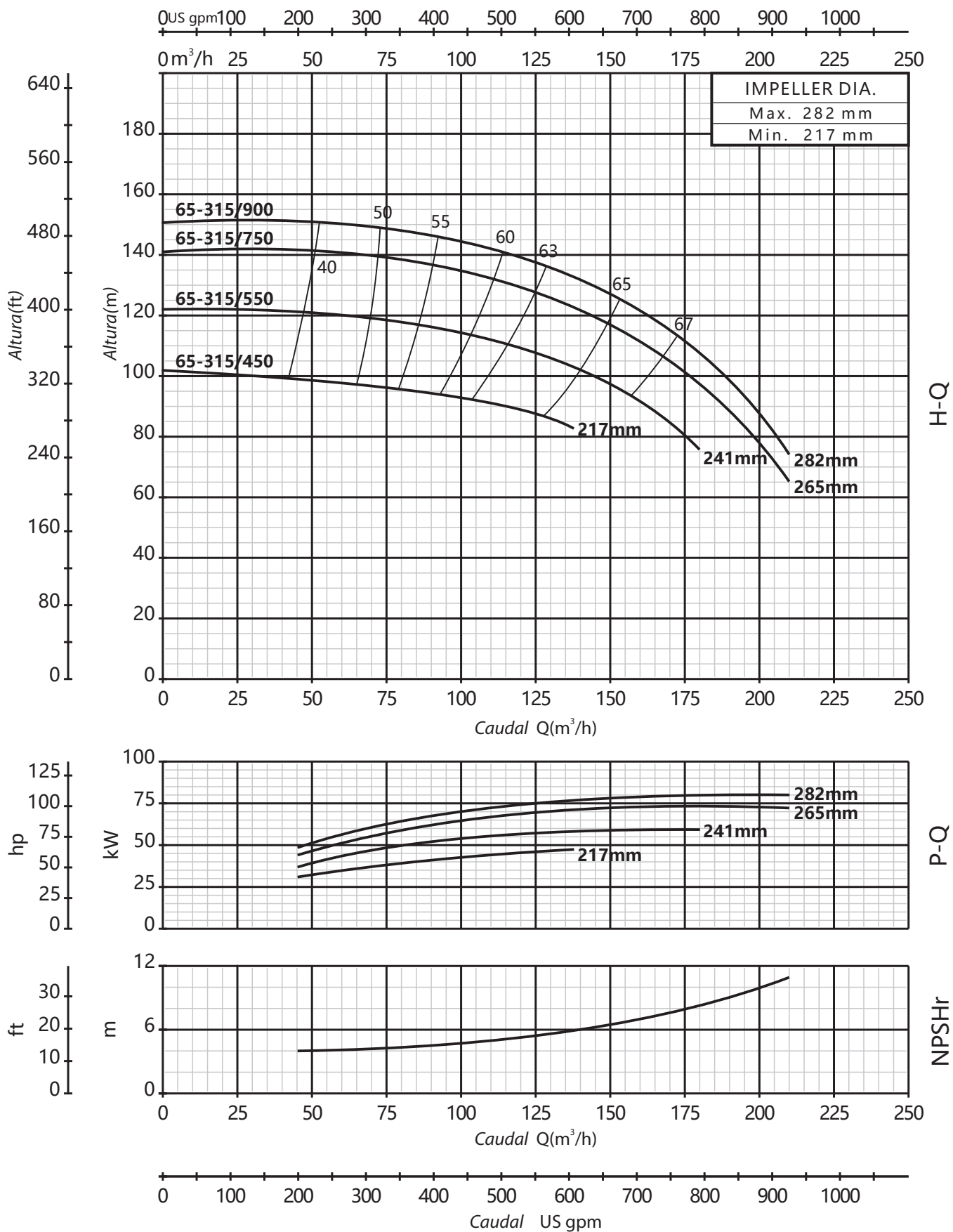
# 65-250

3500rpm



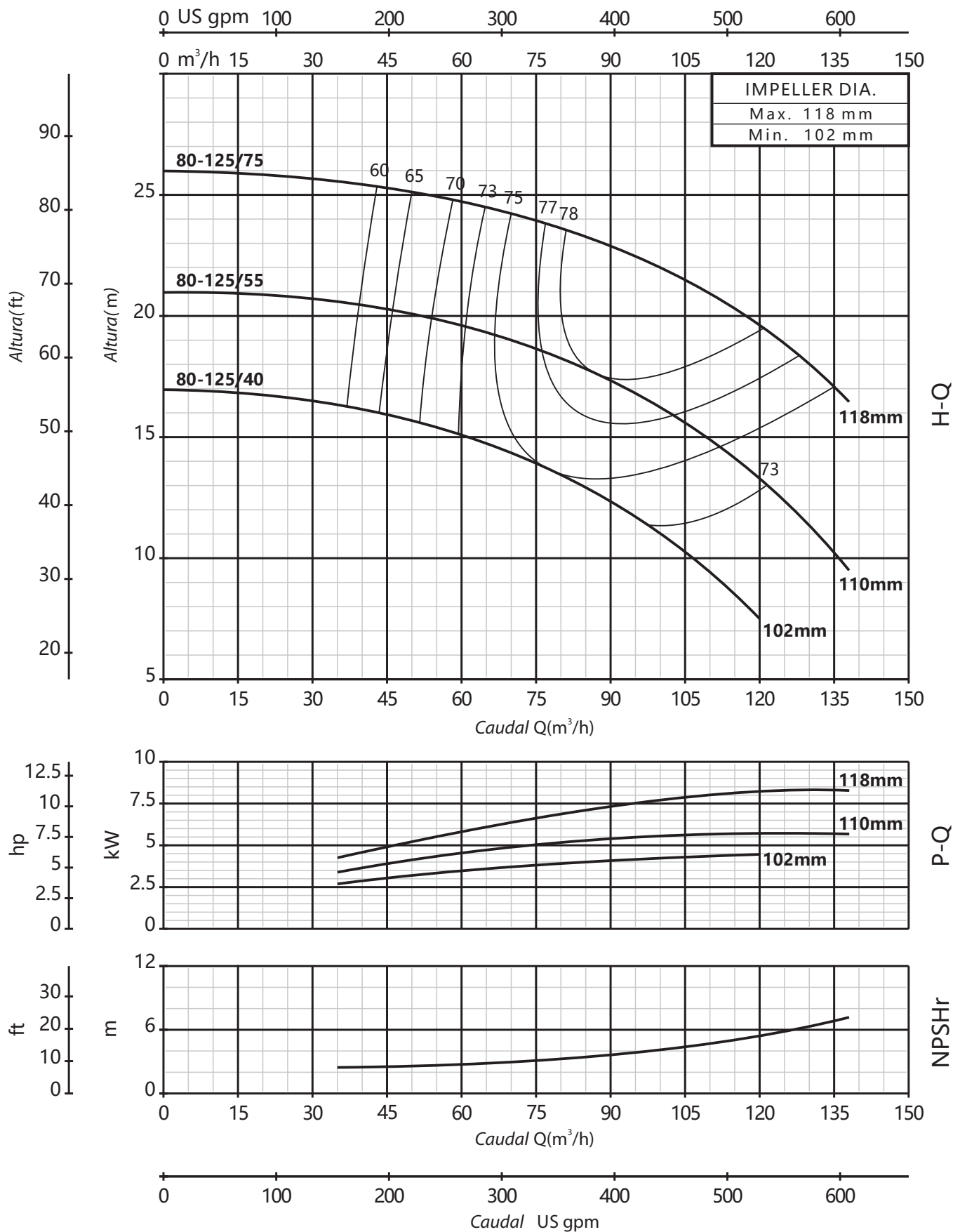
# 65-315

3500rpm



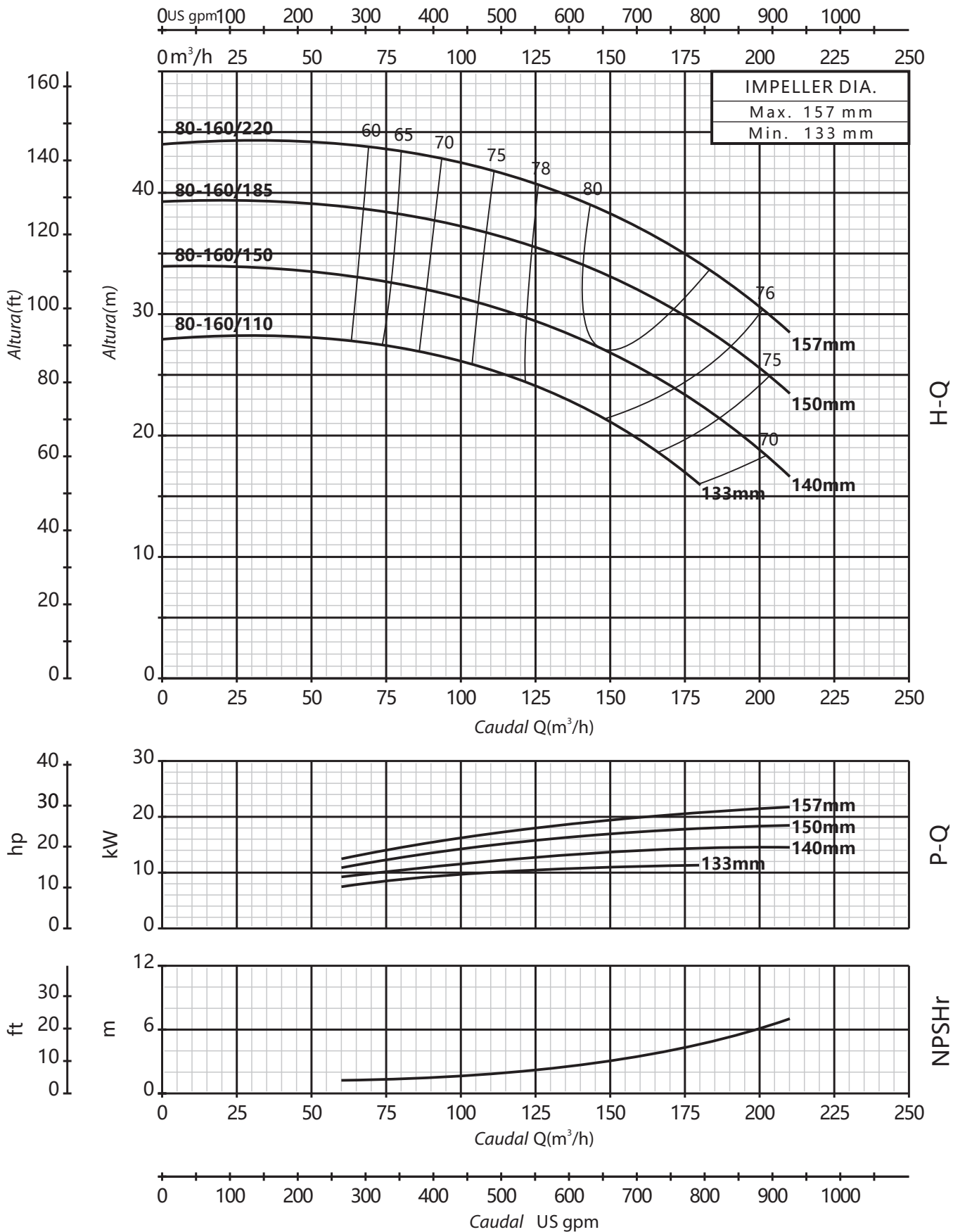
# 80-125

3500rpm



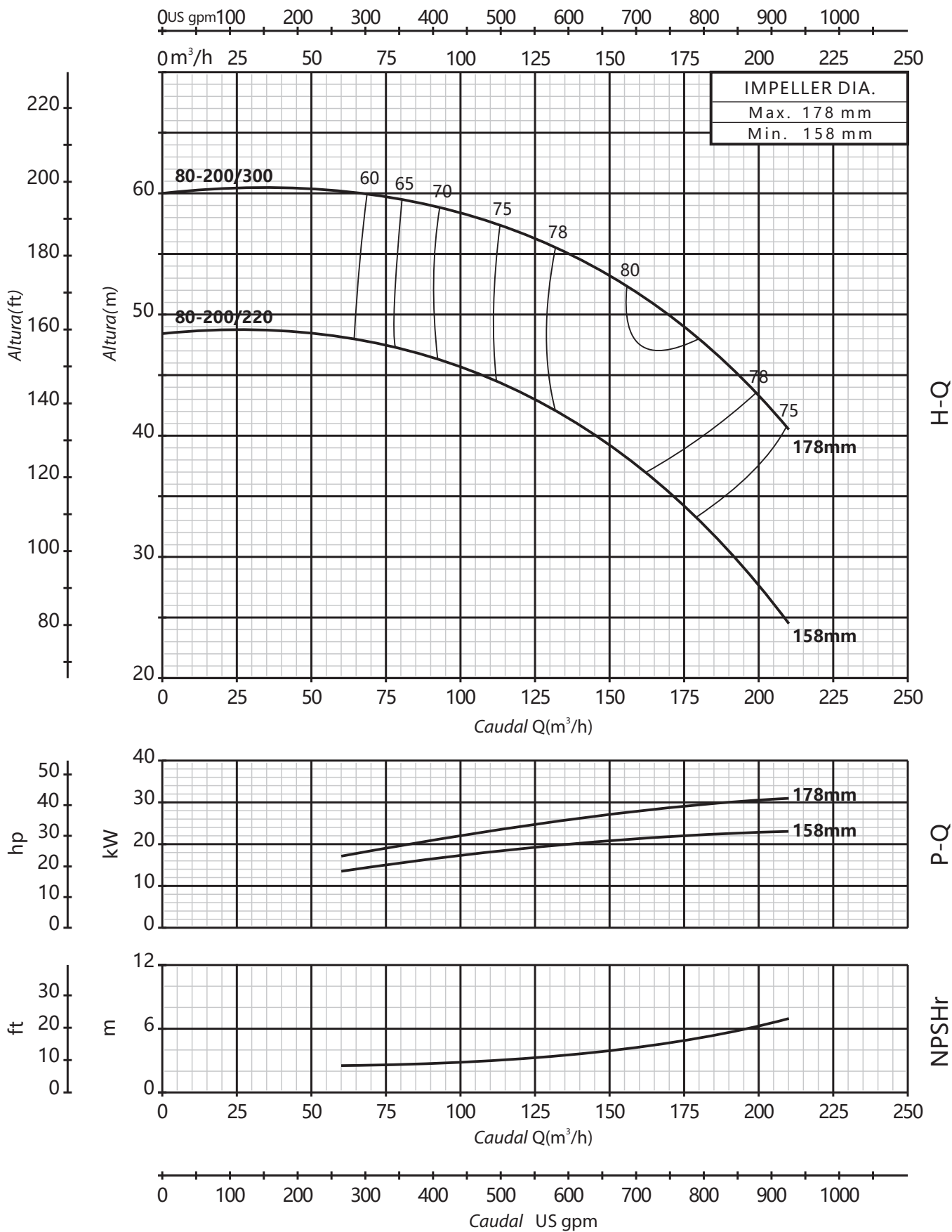
# 80-160

3500rpm



# 80-200

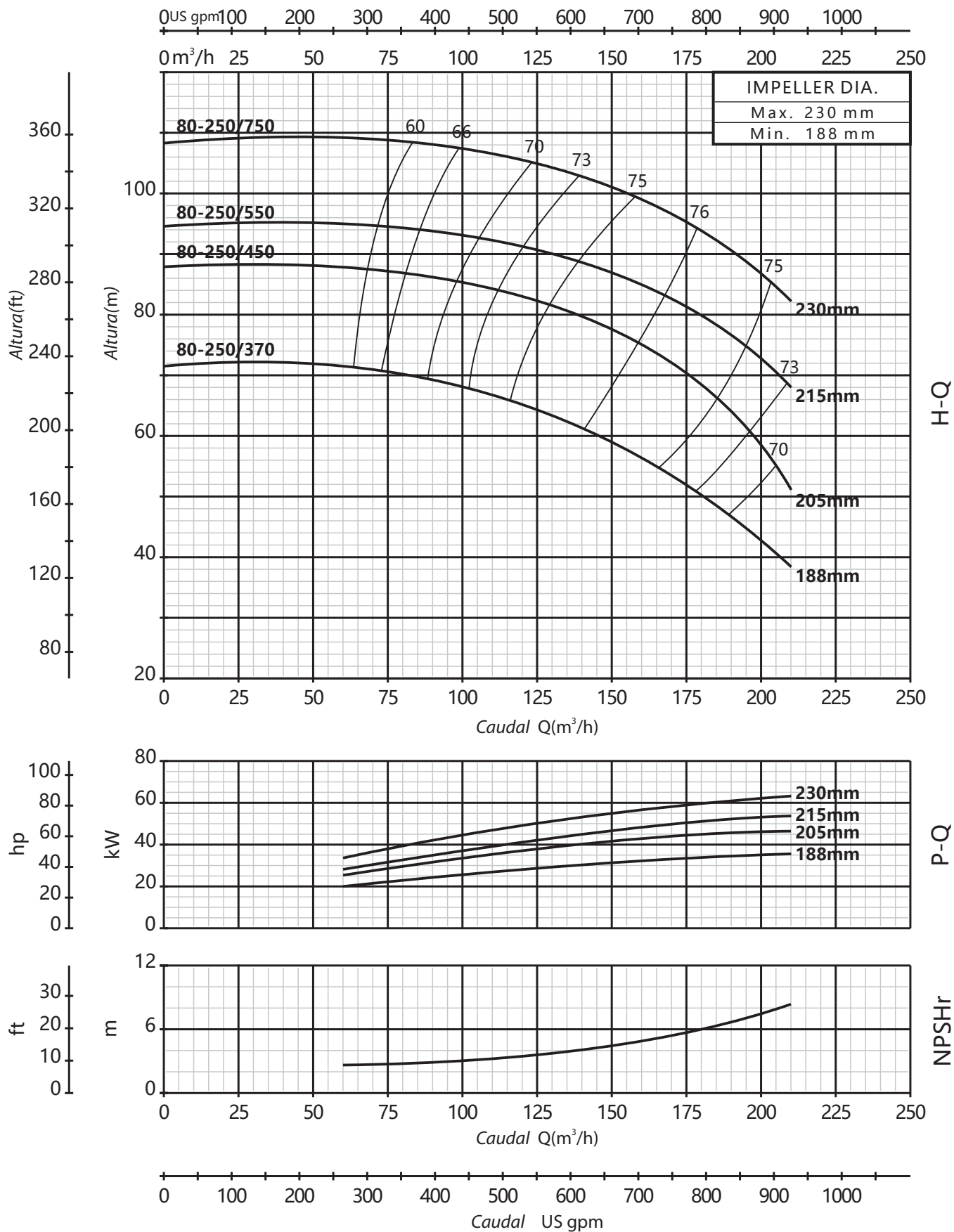
3500rpm





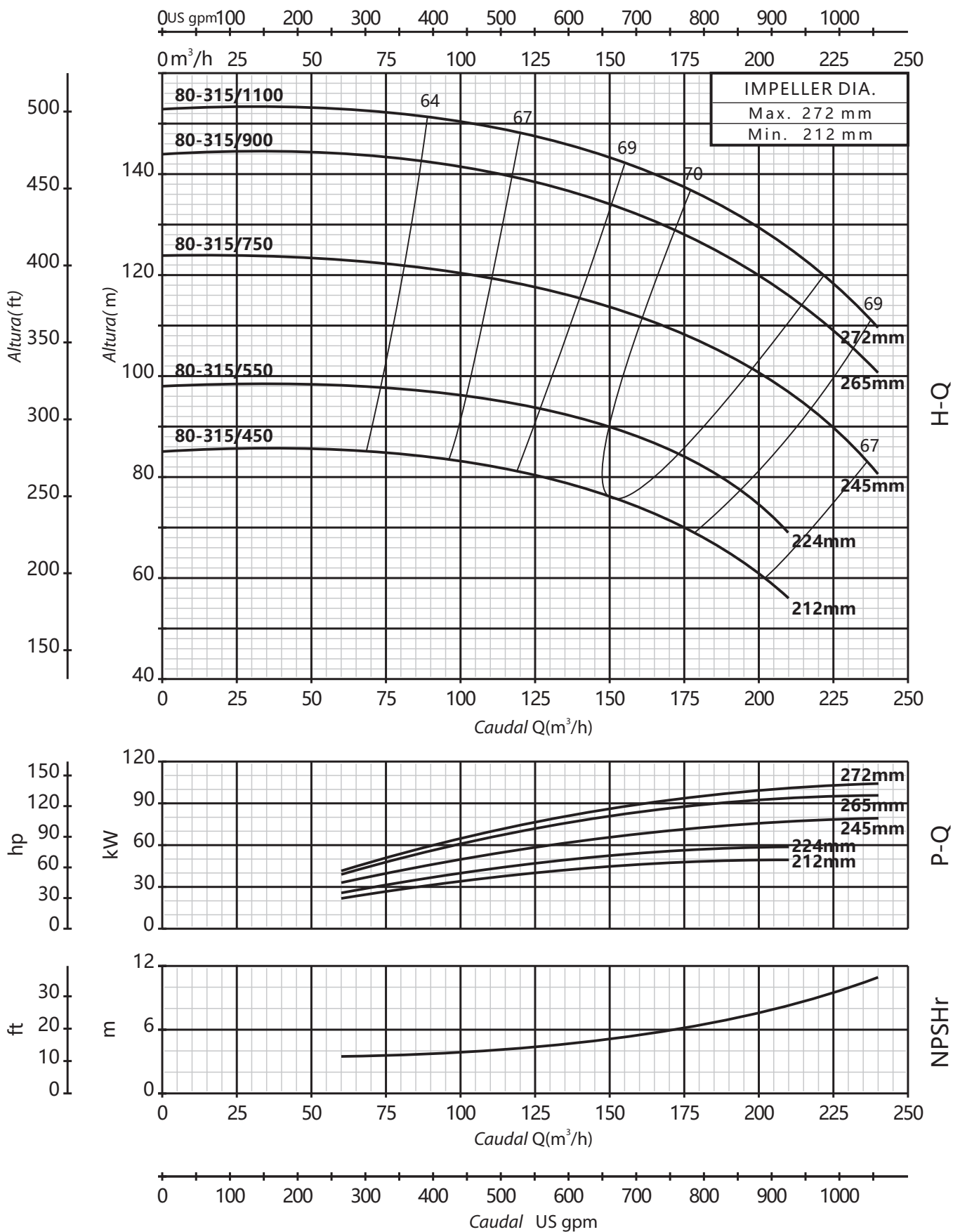
# 80-250

3500rpm



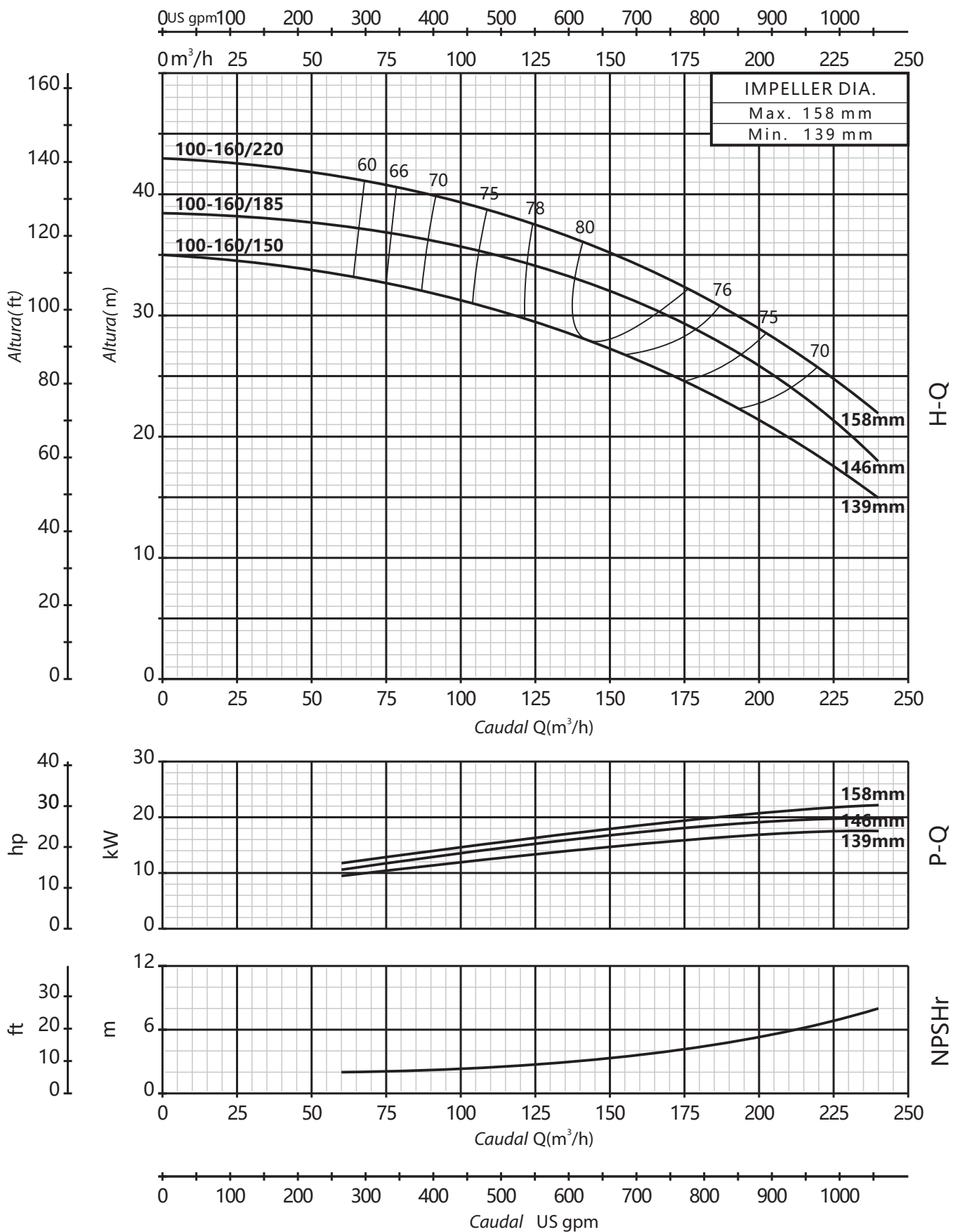
# 80-315

3500rpm



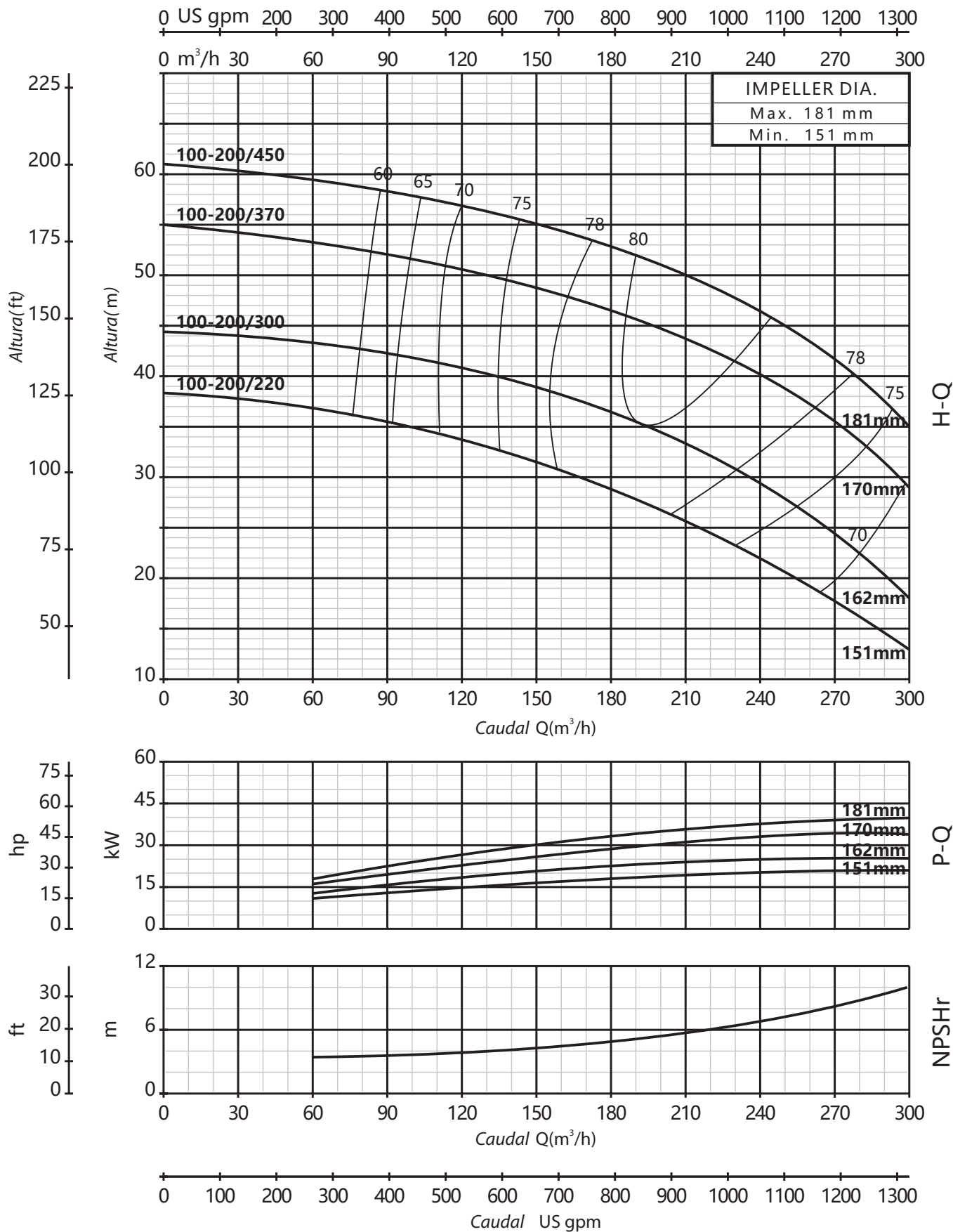
# 100-160

3500rpm



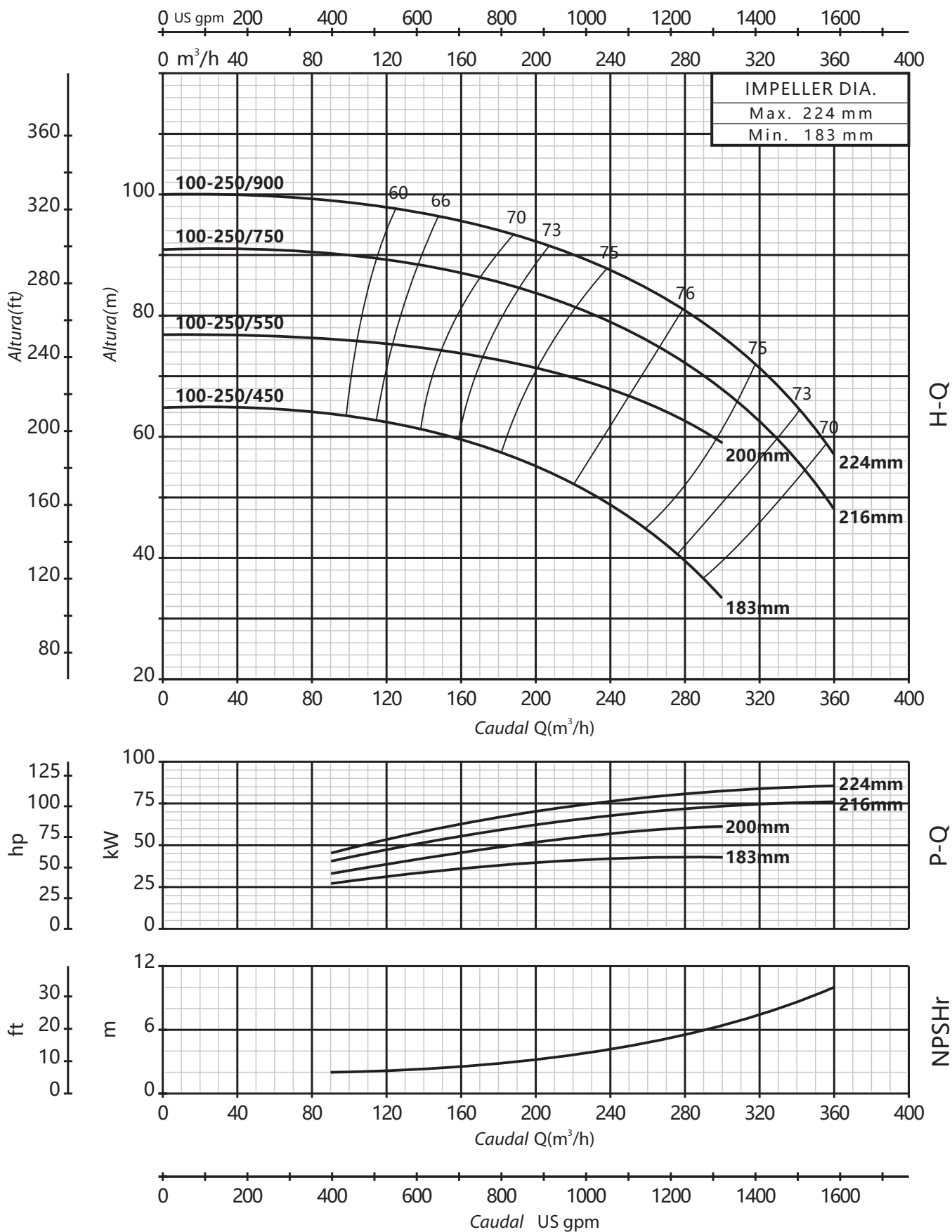
# 100-200

3500rpm




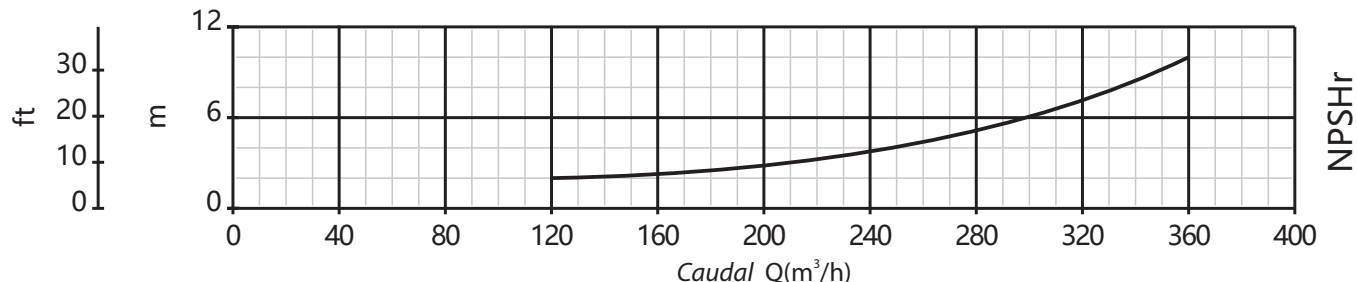
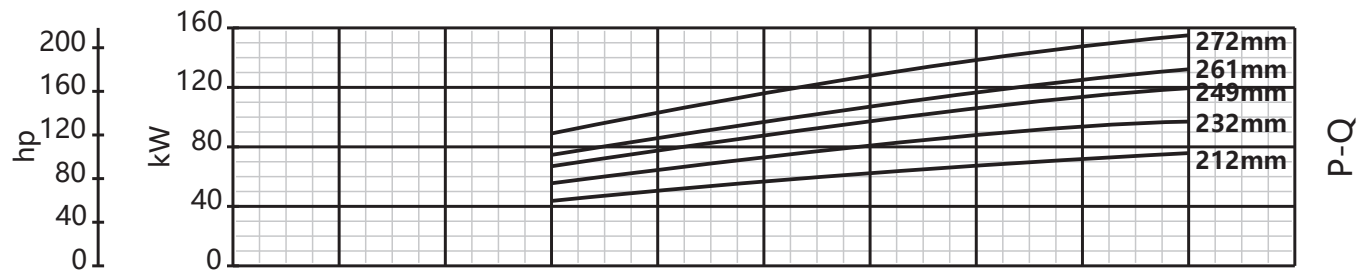
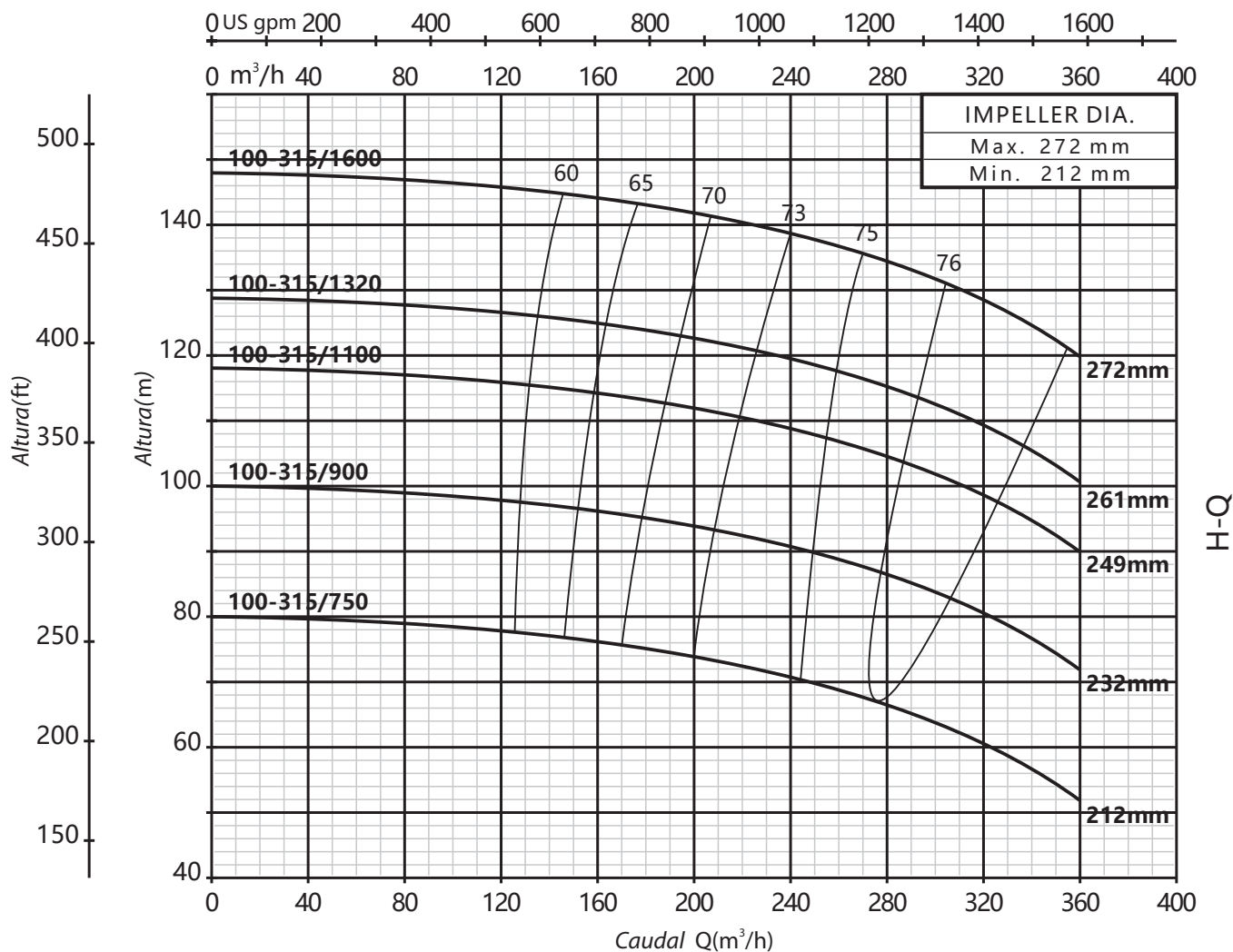
# 100-250

3500rpm



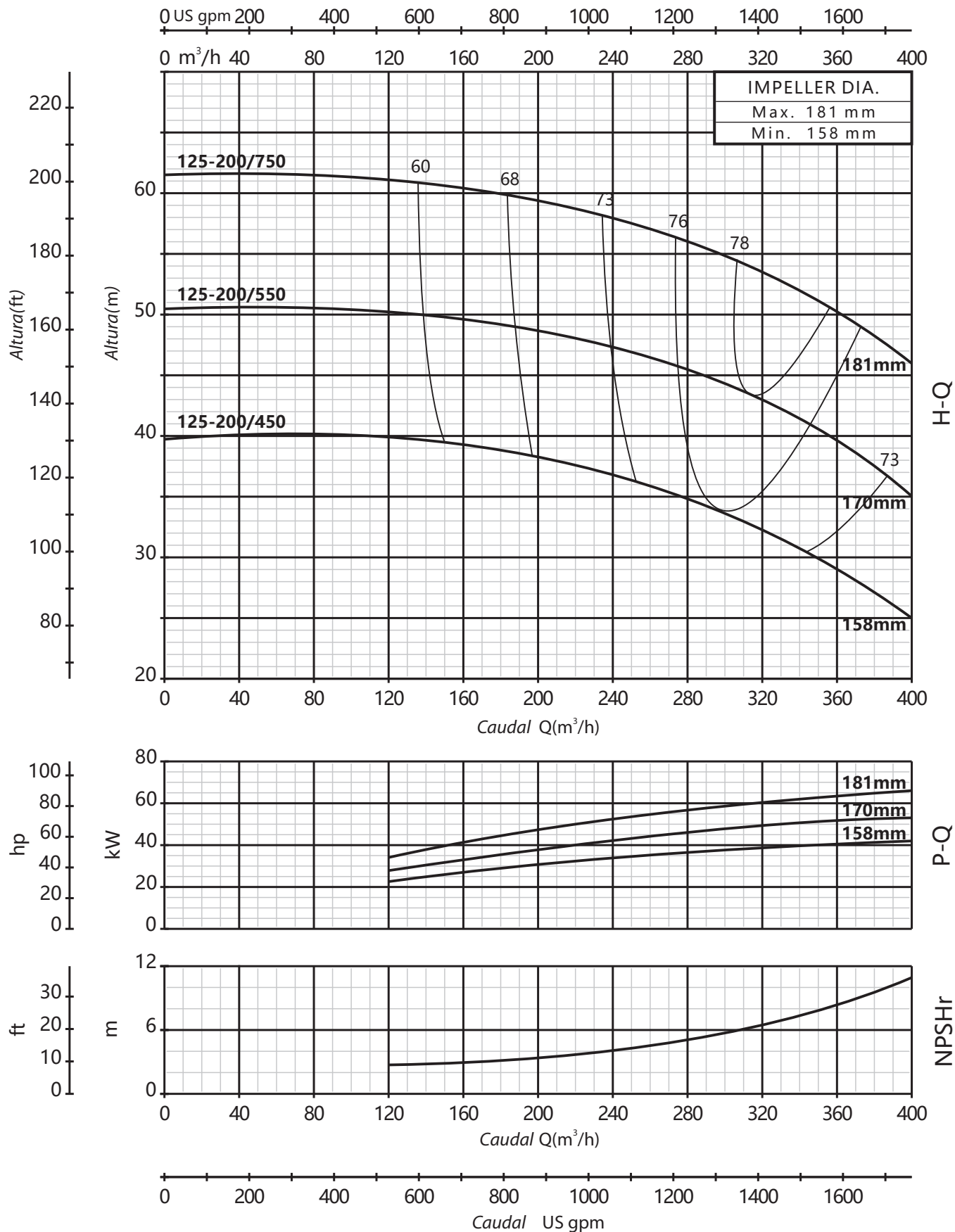
# 100-315

3500rpm



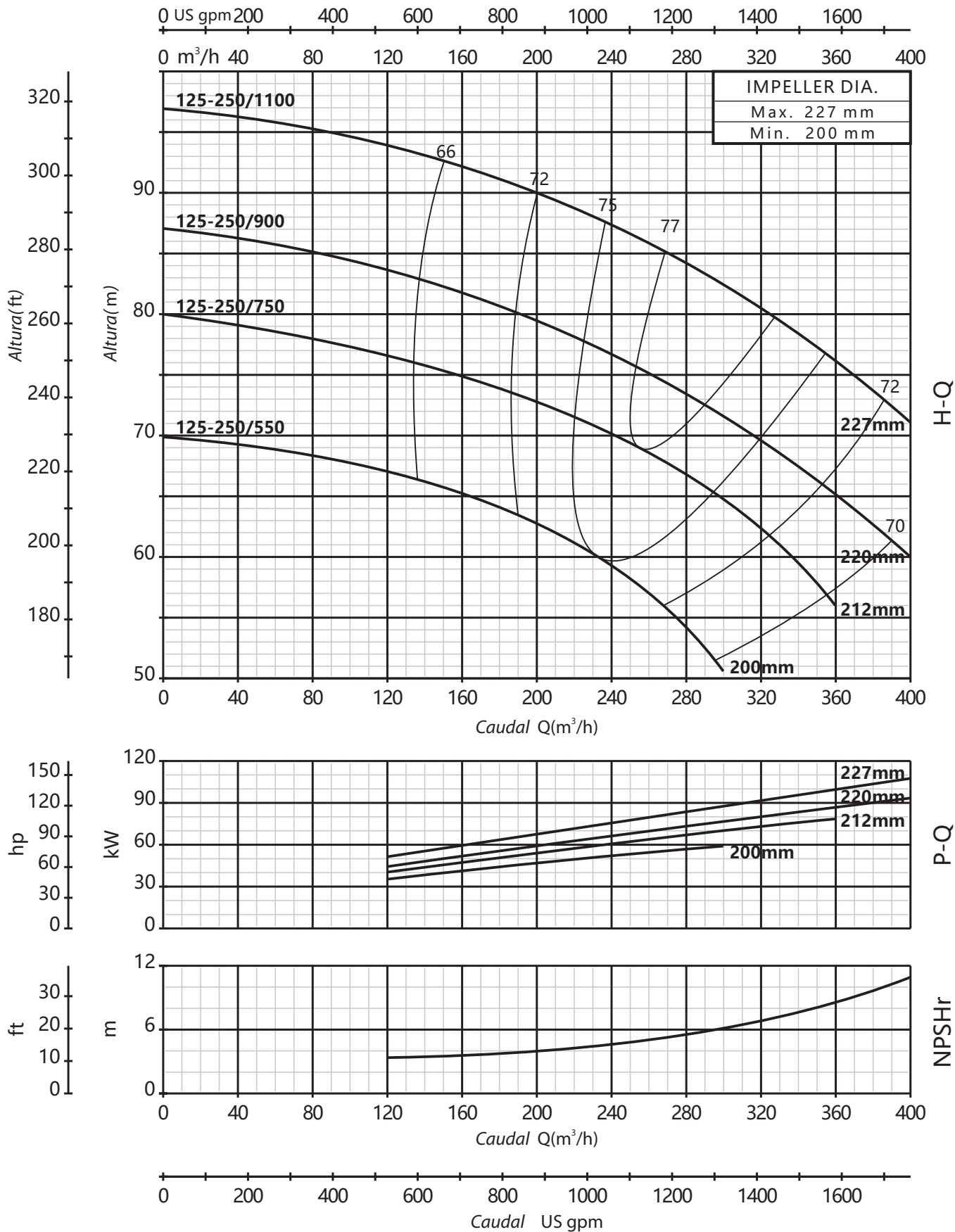
# 125-200

3500rpm



# 125-250

3500rpm







**CORVEX**

P u m p s

[www.corvexpumps.com](http://www.corvexpumps.com)



Sales Enquiries: [info@corvexpumps.com](mailto:info@corvexpumps.com)