CORVEX
Pumps

PT

# Bomba vertical en-linea

Limpiar | Casa | Civil | Industria

| | |
|---|---|
| Caja de bomba | Pintura antioxidante<br>Hierro fundido |
| Eje | Acero cromado |
| Sello | Sello mecánico, carbono-SIC-NBR |
| Rodamiento | NSK |
| Contrabrida | Contrabrida galvanizada con pernos, tornillos y juntas |

## CÓDIGO MODELO

*Por ejemplo*

**PT** (m) **65 - 400/ 75**

- **75**=*Potencia nominal(kw)x10*
- **400**= *Tamaño nominal del impulsor (mm)*
- **65**= *Tamaño de descarga (mm)*
- **m**= *Monofásico*
  ***Blanco***=*Trifásico*
- **PT**= *Bomba vertical en-linea*

## DESCRIPCIONES

- Bombas centrífugas de una etapa en diseño en línea.
- Con cierre de alta temperatura para sistemas de calefacción
- Motor de alta eficiencia YE3, con protección IP55 clase F
- Caja de bomba con revestimiento anticorrosivo
- Contrabrida galvanizada con pernos, tuercas y juntas
- Rodamiento de marca NSK y cierre mecánico personalizado
- El diseño compacto y proporcional

## LÍMITES UTILIZACIÓN

- Temperatura del líquido de -10 °C hasta +120 °C
- Temperatura ambiente de 0 °C hasta +50 °C
- Presión máxima 16 bar/Continuo S1

## DATOS TÉCNICOS

50 Hz n=2900 1/min

| MODELO | DN | Potencia | | Q= CAUDAL | | | | | | | | | | | | | | | | | | |
|---|---|---|---|---|---|---|---|---|---|---|---|---|---|---|---|---|---|---|---|---|---|---|
| | | | | l/min 0 | 100 | 150 | 250 | 300 | 400 | 450 | 600 | 700 | 800 | 900 | 1200 | 1400 | 1500 | 1800 | 2000 | 2300 | 3000 | 3500 |
| | | | | m³/h 0 | 6 | 9 | 15 | 18 | 24 | 27 | 36 | 42 | 48 | 54 | 72 | 84 | 90 | 108 | 120 | 138 | 180 | 210 |
| | mm | kw | hp | H= Altura | | | | | | | | | | | | | | | | | | |
| PT 50-170/7 ★ | 50x50 | 0.75 | 1 | 17.5 | 16.7 | 15 | 12 | 9 | - | - | - | - | - | - | - | - | - | - | - | - | - | - |
| PT 50-220/11 ★ | 50x50 | 1.1 | 1.5 | 22 | 21 | 19.7 | 16.5 | 14.5 | 9 | - | - | - | - | - | - | - | - | - | - | - | - | - |
| PT 50-250/15 ★ | 50x50 | 1.5 | 2 | 25.4 | 23.7 | 22.5 | 18.5 | 15.8 | - | - | - | - | - | - | - | - | - | - | - | - | - | - |
| PT 50-310/22 ★ | 50x50 | 2.2 | 3 | 31 | 29.6 | 28.5 | 24.5 | 22 | 15 | - | - | - | - | - | - | - | - | - | - | - | - | - |
| PT 50-350/30 ★ | 50x50 | 3 | 4 | 35 | 34.3 | 34 | 28 | 25.5 | 19 | 15 | - | - | - | - | - | - | - | - | - | - | - | - |
| PT 50-410/40 ★ | 50x50 | 4 | 5.5 | 41 | - | - | - | 38.5 | 36.2 | 35 | 30 | 25 | - | - | - | - | - | - | - | - | - | - |
| PT 50-460/55 ★ | 50x50 | 5.5 | 7.5 | 46 | - | - | - | 43.8 | 41.3 | 40.1 | 35 | 30 | - | - | - | - | - | - | - | - | - | - |
| PT 50-570/75 ★ | 50x50 | 7.5 | 10 | 57 | - | - | - | 53.6 | 51.5 | 50 | 45 | 41 | 36.5 | - | - | - | - | - | - | - | - | - |
| PT 65-140/11 | 65x65 | 1.1 | 1.5 | 14.7 | - | - | - | 13.5 | 11.5 | 10.1 | 5.8 | - | - | - | - | - | - | - | - | - | - | - |
| PT 65-180/15 | 65x65 | 1.5 | 2 | 18.1 | - | - | - | 17 | 15 | 13.9 | 9.6 | 6 | - | - | - | - | - | - | - | - | - | - |
| PT 65-240/22 | 65x65 | 2.2 | 3 | 24.5 | - | - | - | 23.2 | 21.5 | 20.2 | 16 | 13 | 8.3 | - | - | - | - | - | - | - | - | - |
| PT 65-310/30 | 65x65 | 3 | 4 | 31.8 | - | - | - | 29.5 | 27.5 | 26.3 | 21.5 | 17.5 | - | - | - | - | - | - | - | - | - | - |
| PT 65-380/40 | 65x65 | 4 | 5.5 | 38 | - | - | - | 36 | 34 | 33 | 28.5 | 25 | 20.1 | - | - | - | - | - | - | - | - | - |
| PT 65-320/55 | 65x65 | 5.5 | 7.5 | 32 | - | - | - | - | - | - | 30.6 | 30 | 28 | 26.6 | 20.5 | 14.8 | - | - | - | - | - | - |
| PT 65-400/75 | 65x65 | 7.5 | 10 | 40 | - | - | - | - | - | - | 38 | 37 | 36 | 34.4 | 29 | 24 | 21 | - | - | - | - | - |
| PT 80-190/40 | 80x80 | 4 | 5.5 | 19 | - | - | - | - | - | - | - | - | 17.3 | 16.8 | 14.5 | 13 | 11.8 | - | - | - | - | - |
| PT 80-230/55 | 80x80 | 5.5 | 7.5 | 23 | - | - | - | - | - | - | - | - | 21.3 | 20.9 | 19 | 17.5 | 16.7 | 13.7 | - | - | - | - |
| PT 80-270/75 | 80x80 | 7.5 | 10 | 27 | - | - | - | - | - | - | - | - | 26 | 25.6 | 24.5 | 23 | 22.5 | 20 | 18 | - | - | - |
| PT 80-330/92 | 80x80 | 9.2 | 12.5 | 33 | - | - | - | - | - | - | - | - | - | 31.5 | 30 | 28 | 27.1 | 24 | 21.5 | - | - | - |
| PT 80-360/110 | 80x80 | 11 | 15 | 36 | - | - | - | - | - | - | - | - | - | 34.5 | 33 | 31.5 | 30.8 | 28 | 25.5 | - | - | - |
| PT 80-420/150 | 80x80 | 15 | 20 | 42 | - | - | - | - | - | - | - | - | - | 41 | 40 | 38.5 | 37.8 | 35 | 33 | 29.5 | - | - |
| PT 100-270/110 | 100x100 | 11 | 15 | 27 | - | - | - | - | - | - | - | - | - | - | - | - | 27.3 | 26 | 24.5 | 22.5 | 16 | - |
| PT 100-320/150 | 100x100 | 15 | 20 | 32.8 | - | - | - | - | - | - | - | - | - | - | - | - | 32.5 | 31.3 | 30.2 | 28.5 | 22.1 | 16.7 |
| PT 100-390/185 | 100x100 | 18.5 | 25 | 39 | - | - | - | - | - | - | - | - | - | - | - | - | 38 | 36.8 | 36.7 | 33.8 | 28.8 | 23.5 |
| PT 100-480/220 | 100x100 | 22 | 30 | 48 | - | - | - | - | - | - | - | - | - | - | - | - | 47.5 | 45.5 | 43.5 | 41 | 32.5 | 24.5 |
| PT 100-600/300 | 100x100 | 30 | 40 | 60 | - | - | - | - | - | - | - | - | - | - | - | - | 59.5 | 58 | 57 | 54.5 | 47 | 40.5 |

★= Impulsor en inox

## CURVA DE RENDIMIENTO

50 Hz n=2900 1/min

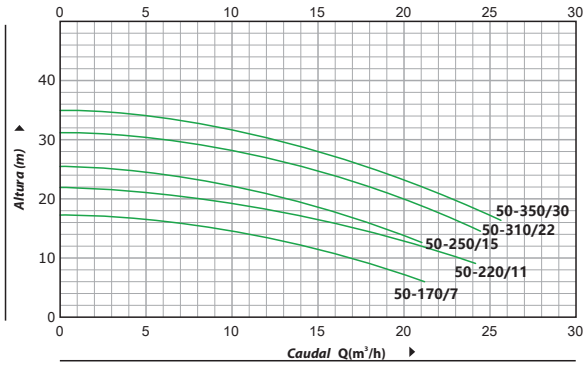


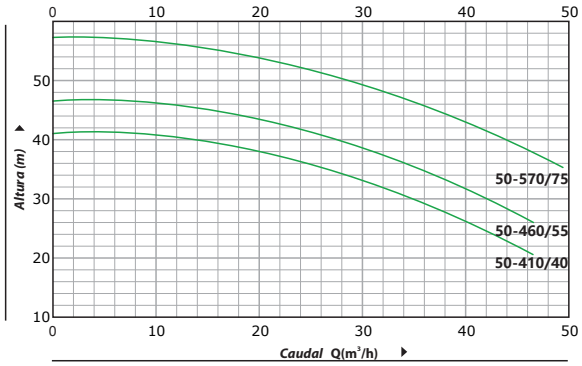


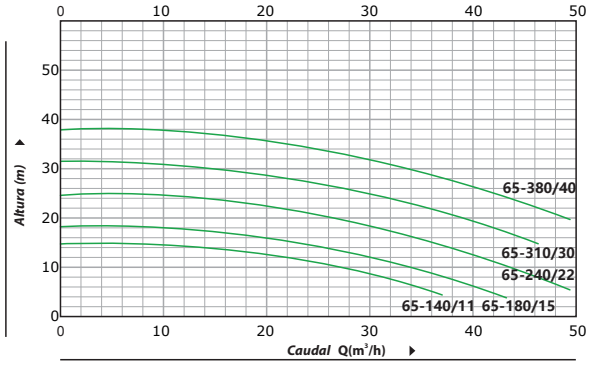


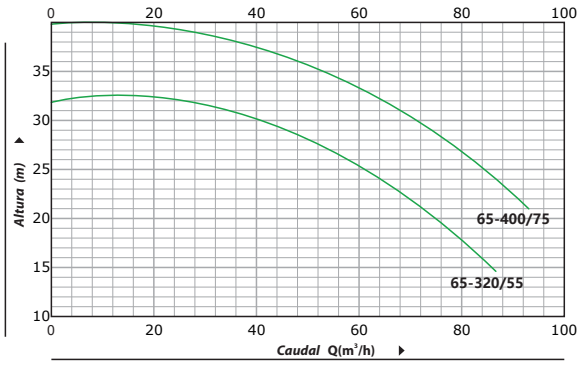

## CURVA DE RENDIMIENTO

**50 Hz n=2900 1/min**

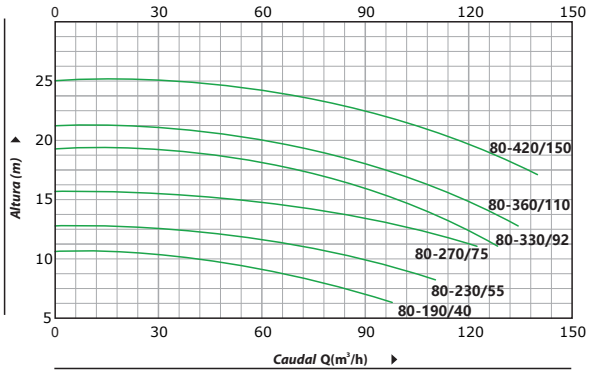


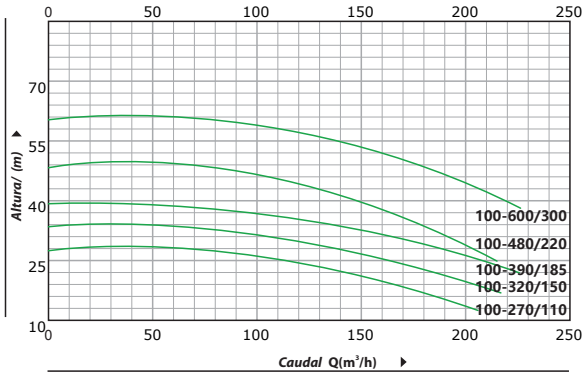


## DESCRIPCIÓN DEL MATERIAL

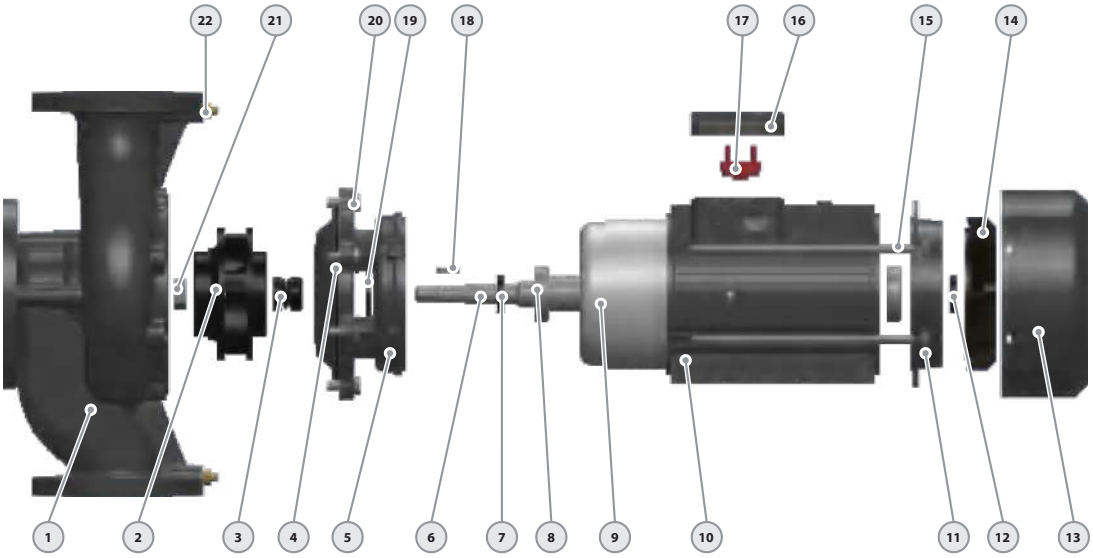


| | Descripción | Material |
|---|---|---|
| 1 | Cuerpo de bomba | Fundición |
| 2 | Impulsor | Inox304/Fundición |
| 3 | Cierre Mecánico | SIC-Grafito-Inox304 |
| 4 | Junta Tóricar | Caucho |
| 5 | Conexión | Fundición |
| 6 | Eje | Inox 304-Hierro |
| 7 | Sello Reforzado | Caucho |
| 8 | Rodamiento | Bola Rodamiento |

| No. | Descripción | Material |
|---|---|---|
| 9 | Estator/Rotor | Silicio-Cobre |
| 10 | Cuerpo Motor | Aluminio |
| 11 | Tapa Trasera | Fundición |
| 12 | Sello Reforzado | Caucho |
| 13 | Tapa | Aluminio |
| 14 | Ventilador | Plástico |
| 15 | Perno | Acero |
| 16 | Caja Bornas | Aluminio |

| No. | Descripción | Material |
|---|---|---|
| 17 | Tablero Bornas | Plástico |
| 18 | Chaveta | Hierro |
| 19 | Deflector | Caucho |
| 20 | Perno | Acero |
| 21 | Nuez | Acero Galvanizado |
| 22 | Tapón Cebado | Bronce |

## DIMENSIONES Y PESOS

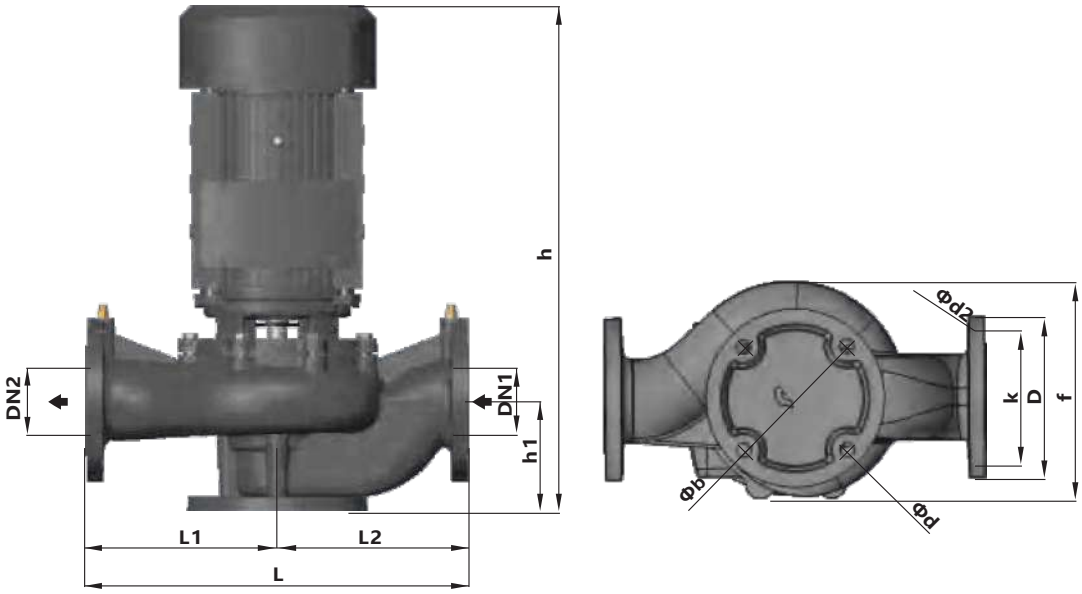


| Modelo | Dimensiones | | | | | | | | | | | | | kg | |
|---|---|---|---|---|---|---|---|---|---|---|---|---|---|---|---|
| | DN1 | DN2 | h | h1 | L | b | f | d | L1 | L2 | D | K | d2 | 1~ | 3~ |
| 50-170/7 | 50 | 50 | 475 | 115 | 340 | 145 | 197 | 18 | 170 | 170 | 165 | 125 | 4*18 | 26 | 24 |
| 50-220/11 | 50 | 50 | 475 | 115 | 340 | 145 | 197 | 18 | 170 | 170 | 165 | 125 | 4*18 | 27 | 25 |
| 50-250/15 | 50 | 50 | 450 | 100 | 322 | 145 | 229 | 18 | 161 | 161 | 165 | 125 | 4*18 | 36 | 34 |
| 50-310/22 | 50 | 50 | 450 | 100 | 322 | 145 | 229 | 18 | 161 | 161 | 165 | 125 | 4*18 | 41 | 39 |
| 50-350/30 | 50 | 50 | 480 | 100 | 322 | 145 | 229 | 18 | 161 | 161 | 165 | 125 | 4*18 | 52 | 50 |
| 50-410/40 | 50 | 50 | 485 | 115 | 440 | 160 | 277 | 18 | 220 | 220 | 165 | 125 | 4*18 | - | 59 |
| 50-460/55 | 50 | 50 | 485 | 115 | 440 | 160 | 277 | 18 | 220 | 220 | 165 | 125 | 4*18 | - | 66 |
| 50-570/75 | 50 | 50 | 485 | 115 | 440 | 160 | 277 | 18 | 220 | 220 | 165 | 125 | 4*18 | - | 73 |
| 65-140/11 | 65 | 65 | 465 | 105 | 360 | 145 | 212 | 18 | 180 | 180 | 185 | 145 | 4*18 | 29 | 27 |
| 65-180/15 | 65 | 65 | 465 | 105 | 360 | 145 | 212 | 18 | 180 | 180 | 185 | 145 | 4*18 | 31 | 29 |
| 65-240/22 | 65 | 65 | 465 | 105 | 360 | 145 | 212 | 18 | 180 | 180 | 185 | 145 | 4*18 | 36 | 34 |
| 65-310/30 | 65 | 65 | 530 | 112 | 400 | 160 | 250 | 18 | 200 | 200 | 185 | 145 | 4*18 | 50 | 48 |
| 65-380/40 | 65 | 65 | 530 | 112 | 400 | 160 | 250 | 18 | 200 | 200 | 185 | 145 | 4*18 | - | 50 |
| 65-320/55 | 65 | 65 | 583 | 112 | 400 | 160 | 263 | 18 | 200 | 200 | 185 | 145 | 4*18 | - | 64 |
| 65-400/75 | 65 | 65 | 583 | 112 | 400 | 160 | 263 | 18 | 200 | 200 | 185 | 145 | 4*18 | - | 71 |
| 80-190/40 | 80 | 80 | 615 | 135 | 470 | 180 | 267 | 18 | 235 | 235 | 200 | 160 | 8*18 | - | 56 |
| 80-230/55 | 80 | 80 | 615 | 135 | 470 | 180 | 267 | 18 | 235 | 235 | 200 | 160 | 8*18 | - | 68 |
| 80-270/75 | 80 | 80 | 615 | 135 | 470 | 180 | 267 | 18 | 235 | 235 | 200 | 160 | 8*18 | - | 74 |
| 80-330/92 | 80 | 80 | 658 | 135 | 470 | 200 | 290 | 18 | 235 | 235 | 200 | 160 | 8*18 | - | 90 |
| 80-360/110 | 80 | 80 | 658 | 135 | 470 | 200 | 290 | 18 | 235 | 235 | 200 | 160 | 8*18 | - | 106 |
| 80-420/150 | 80 | 80 | 780 | 135 | 470 | 200 | 290 | 18 | 235 | 235 | 200 | 160 | 8*18 | - | 134 |
| 100-270/110 | 100 | 100 | 685 | 160 | 552 | 220 | 310 | 18 | 276 | 276 | 220 | 180 | 8*18 | - | 113 |
| 100-320/150 | 100 | 100 | 807 | 160 | 552 | 220 | 310 | 18 | 276 | 276 | 220 | 180 | 8*18 | - | 143 |
| 100-390/185 | 100 | 100 | 807 | 160 | 552 | 220 | 310 | 18 | 276 | 276 | 220 | 180 | 8*18 | - | 150 |
| 100-480/220 | 100 | 100 | 880 | 160 | 552 | 220 | 322 | 18 | 276 | 276 | 220 | 180 | 8*18 | - | 212 |
| 100-600/300 | 100 | 100 | 950 | 160 | 552 | 220 | 322 | 18 | 276 | 276 | 220 | 180 | 8*18 | - | 222 |

CORVEX
Pumps
www.corvexpumps.com

**Sales Enquiries**: info@corvexpumps.com

Product Improvement is a continuous process at 'CORVEX'. The data given in this publication is therefore subject to revision.